TheGoodGarden



Istruzioni di montaggio

Casetta in Legno Per Attrezzi Liana 198x130 Cm Con Porta Singola e Finestra

Instrucciones de montaje · Cobertizo de herramientas de madera Liana 198x130cm con una puerta y una ventana

Instructions de montage · Abri à outils en bois Liana 198x130cm avec porte simple et fenêtre

Montageanleitung · Holzgerätehaus Liana 198x130cm mit Einzeltür und Fenster

Inspection Certificate

Kontrollschein ● Bulletin de contrôle ● Certificato di controllo ● Certificado de control

Please keep safely!

Bitte gut aufbewahren! ● A bien conserver, s.v.p.! ● Da conservare! ● ¡Para conservar!

English: The house you have purchased was manufactured in accordance with the high quality norms. The building unit has been carefully inspected and packed. In order to avoid possible problems during the assembly carried out by yourself or the building company of your choice, we recommend that you inspect the delivery for its completeness in accordance with the list of pieces before assembly. This inspection must be carried out within 14 days after delivery to your place. Warranty claims are limited to the exchange of defective materials. Defective building parts, which have already been used or painted, are excluded from being replaced. All further claims are excluded! In cases of complaints, please pay attention to the following procedures: Please present this inspection certificate along with the sales receipt to your place of purchase. Only in cases where these documents are presented will the complaint be dealt with quickly and without complications.

Deutsch: Das von Ihnen gekaufte Haus wurde nach der hohen Qualitätsnorm gefertigt. Der Bausatz wurde sorgfältig geprüft und verpackt. Um etwaige auftretende Probleme während des Aufbaus durch Sie oder Ihre Aufbaufirma zu vermeiden, kontrollieren Sie bitte die Lieferung auf Vollständigkeit laut Stückliste vor dem Aufbau. Diese Kontrolle muss innerhalb 14 Tagen nach Anlieferung bei Ihnen erfolgen. Ansprüche auf Gewährleistung beschränken sich auf den Austausch von fehlerhaftem Material. Fehlerhafte Bauteile, die bereits verbaut oder gestrichen wurden, sind vom Umtausch ausgeschlossen. Alle weiteren Ansprüche sind ausgeschlossen! Sollte es zu einer Beanstandung kommen, beachten Sie folgende Vorgehensweise: Legen Sie Ihrem Fachhändler diesen Kontrollschein zusammen mit dem Einkaufsbeleg vor. Nur bei Vorlage dieser Unterlagen ist eine schnelle und problemlose Bearbeitung Ihrer Beanstandung möglich.

Français: La cabane que vous venez d'acheter a été fabriqué en respectant de hautes normes de qualité. L'ensemble de construction a été testé et emballé avec soin. Afin d'éviter des problèmes éventuels pendant la construction par vous-même ou la société de construction mandatée, nous vous prions de bien vouloir vérifier que toutes les pièces ont été fournies selon la liste des pièces avant que vous ne commenciez la construction. Il vous incombe de faire ce contrôle dans les 14 jours après la fourniture. Les revendications en dédommagement se limitent à l'échange de matériel défectueux. Des pièces de construction défectueuses, déjà construites ou peintes, sont exclues de tout échange. Toutes les revendications ultérieures sont exclues ! Si une réclamation avait lieu, veuillez respecter le déroulement suivant : Il vous faudra présenter, à votre commerçant spécialisé, ce bulletin de contrôle avec le récépissé de l'achat. Ce ne sera que moyennant présentation de ces documents qu'un traitement rapide et sans problème de votre réclamation sera possible!

Italiano: La casetta che avete acquistato è stata prodotta secondo le norme di alta qualità. Il kit è stato controllato ed imballato con cura. Per evitare eventuali inconvenienti durante il montaggio, si prega di verificare, prima del montaggio, la completezza della fornitura in base alla distinta dei pezzi. Tale verifica deve essere effettuata entro 14 giorni dalla consegna. Eventuali diritti di garanzia si limitano alla sostituzione di materiale difettoso. Gli elementi difettosi già montati o verniciati sono esclusi dal diritto alla sostituzione. Ogni altro diritto resta escluso! In caso di reclamo, procedere nel modo seguente: presentare questo certificato di controllo unitamente alla prova d'acquisto al rivenditore. Solo in questo modo il Suo reclamo potrà essere evaso rapidamente e senza problemi.

Español: La casa que ha adquirido ha sido fabricado de acuerdo con las normas de alta calidad. La construcción de la unidad ha sido cuidadosamente inspeccionada y embalada. Con el fin de evitar posibles problemas durante la montaje llevada a cabo por usted o la empresa de construcción de su elección, le recomendamos que inspeccione la entrega de acuerdo con la lista de las piezas antes del montaje. Esta inspección deberá realizarse dentro de los 14 días después del parto a su lugar. Las reclamaciones de garantía se limita al intercambio de materiales defectuosos. La construcción de partes defectuosas, que ya han sido utilizados o se pintan, no pueden ser reemplazados. Todas las otras reclamaciones están excluidos! En los casos de quejas, por favor, preste atención a los siguientes procedimientos: Por favor presente este certificado junto con el recibo de venta a su lugar de compra. Sólo en los casos en que estos documentos se presentan a la denuncia se resuelva de forma rápida y sin complicaciones.

To be completed by buyer! (Please use block letters) ● Vom Käufer auszufüllen! (Bitte in Druckschrift) ● A remplir par l'acheteur! (en lettres d'imprimerie, s'il vous plaît) ● Da compilare dall'acquirente! (in stampatello) ● Rellena el cliente (en mayusculas por favor) :

Place of purchase ● Bezugsquelle ● Source d'achat ● Acquistato presso ● Lugar de compra :	**Buyer's address** ● Kundenanschrift ● Adresse du client ● Indirizzo del cliente ● Dirección del cliente: .... **Telephone** ● Telefon ● Téléphone ● Telefono: .....
Sales receipt No. ● Kaufbeleg-Nr. ● Récépissé n° ● Prova d'acquisto N. ● N° recibo: ..... **Delivery date** ● Lieferdatum ● Date de livraison ● Data di consegna ● Fecha de entrega:	**Sales receipt date** ● Kaufbeleg-Datum ● Date du récépissé ● Data prova d'acquisto ● Fecha recibo :..... **Forwarder:** ☐ **Pick-up** ☐ **Others** ● Durch: ☐ Spedition ☐ Selbstabholer ● Par: □ Transporteur □ Propres moyens ● Tramite: □ Spedizioniere □ Mezzo proprio ● Entrega:Transporte organizado ☐ transporte de cliente

Description of complaint ● Schilderung der Beanstandung ● Déscription de la réclamation ● Descrizione del reclamo ● descripción de queja: (**Please keep the parts which are the object of the complaint until the complaint is settled!** ● Bitte die reklamierten Teile aufheben, bis die Reklamation erledigt ist! ● Veuillez garder les pièces contestées jusqu'à ce que la réclamation soit traitée définitivement! ● Si prega di conservare i pezzi contestati del reclamo!) ● Por favor mantiene todas detalles reclamadas hasta que la queja se ha resuelto.

IT

INDICAZIONI GENERALI

Gentile Cliente,
la ringraziamo per aver scelto la nostra casetta in legno.
E' importante leggere accuratamente le istruzioni prima di dare inizio alle operazioni di montaggio del prodotto, in tal modo eviterà qualsiasi problema e perdita di tempo.

Consigli:

- Conservare il kit in luogo asciutto e non appoggiato direttamente sul pavimento, mantenendolo protetto da agenti atmosferici (acqua, sole ecc.) fino al montaggio definitivo. Non conservare il prodotto in ambienti riscaldati.
- Nella scelta del luogo in cui sarà posizionata la casetta, prestare attenzione a che non sia esposta a condizioni atmosferiche estreme (zone esposte a vento forte).

Garanzia:
La vostra casetta è stata realizzata con pregiato legno di abete rosso nordico e viene consegnata non trattata. Qualora, nonostante il nostro accurato controllo in fabbrica, dovessero sorgere reclami sarà necessario presentare al negoziante il certificato di controllo compilato insieme alla fattura d'acquisto.

Esclusioni:

- Il legno è una materia prima naturale e pertanto le contestazioni relative al suo naturale comportamento non rientrano nella garanzia.
- Reclami relativi al materiale non vengono accettati una volta verniciato.
- Nodi nel legno.
- Scolorimenti del legno che non influiscono sulla durata.
- Crepe / fessure non passanti che non compromettono la costruzione.
- Deformazioni del legno, a condizione che possa ancora essere lavorato.
- Sui lati non visibili del tavolame del tetto e del pavimento sono ammesse parti non piallate; sono inoltre ammesse differenze di colore e di smusso.
- Reclami successivi dovuti a montaggio non conforme o cedimento della struttura della casetta a causa di fondamenta errate sono esclusi.

Le rivendicazioni di garanzia sono limitate alla sostituzione del materiale difettoso, ogni altra rivendicazione è esclusa.

VERNICIATURA, MANUTENZIONE E SMALTIMENTO

Il legno è un prodotto naturale e si muove in modo variabile. Caratteristiche quali venature grosse e sottili, sfumature e cambiamenti di colore nonché nodi sono dovuti alla crescita dell'albero. Sono del tutto normali nei legni che crescono all'aperto, e pertanto non sono da considerare difetti ma piuttosto una caratteristica del legno naturale.

Per la verniciatura, usare attrezzi e vernici di qualità e rispettare le istruzioni di sicurezza e applicazione del produttore della vernice. Non verniciare in pieno sole o in caso di pioggia. Farsi consigliare dettagliatamente dal venditore sulla protezione di legni di conifera trattati. Con una regolare verniciatura aumenterete notevolmente la durata della vostra casetta in legno. Consigliamo un'ispezione semestrale del prodotto.

Lubrificare con regolare frequenza le parti mobili quali serratura, cerniere e catenacci facendo attenzione a non imbrattare le parti circostanti.

A fine vita del prodotto provvedere a consegnare la **casetta** direttamente all'ECOCENTRO nel cassonetto del **LEGNO**. Oppure, nei comuni dove è previsto, mediante il ritiro rifiuti ingombranti.

DE

GENERELLES

Sehr geehrter Kunde,
es freut uns, dass Sie sich für unser Elementhaus entschieden haben!
Es ist wichtig, diese Aufbauanleitung vollständig durchzulesen, bevor Sie mit dem Aufbau Ihres Elementhauses beginnen! So vermeiden Sie Probleme und unnötigen Zeitverlust.

Tipps:

- Lagern Sie den Bausatz bis zur endgültigen Montage trocken und nicht direkt auf dem Erdboden, geschützt vor Witterungseinflüssen (Nässe, Sonneneinwirkung, etc.). Ware bitte nicht in einem geheizten Raum aufbewahren!
- Achten Sie bei der Standortwahl darauf, dass das Elementhaus nicht extremen Witterungsbedingungen (Gebiete mit starkem Wind) ausgesetzt ist.

Gewährleistung

Ihr Elementhaus besteht aus hochwertigem nordischen Fichtenholz und wird unbehandelt geliefert. Wenn es trotz unserer sorgfältigen Werkskontrolle zu Reklamationen kommen sollte, legen Sie Ihrem Fachhändler den ausgefüllten Kontrollschein mit Ihrer Einkaufsrechnung vor!

Abweichungen, die keinen Reklamationsgrund darstellen:

- Holz ist ein Naturprodukt, daher gehören die naturgegebenen Beanstandungen nicht unter Garantie.
- Materialreklamationen werden nicht akzeptiert, wenn bereits ein Anstrich erfolgte!
- Äste, die mit dem Holz fest verwachsen sind.
- Holzverfärbungen, ohne das dadurch die Lebensdauer beeinflusst wird.
- Risse /Trockenrisse, die nicht durchgehend sind und nicht die Konstruktion beeinflussen.
- Verdrehungen des Holzes, vorausgesetzt es lässt sich noch verarbeiten.
- An den nicht sichtbaren Seiten von Dachbrettern können die Bretter ungehobelt sein, es können Farbunterschiede und Baumkanten vorkommen.
- Spätere Reklamation durch unsachgemässe Montage, Absacken des Elementhauses durch unsachgemässe Fundamente und Gründungen sind ausgeschlossen.
- Für Schäden, die aus falscher Pflege und unsachgemässem oder fehlendem Anstrich resultieren (z.B. Verzug von Teilen), können keine Garantieansprüche erhoben werden.

Ansprüche auf Gewährleistung beschränken sich auf den Austausch von fehlerhaftem Material. Alle weiteren Ansprüche sind ausgeschlossen!

LACKIERUNG, WARTUNG UND ENTSORGUNG

Holz ist ein Naturprodukt und arbeitet unterschiedlich. Merkmale wie grobe und feine Maserungen, Farbschattierungen und Veränderungen sowie Verwachsungen haben Ihren Ursprung im Wuchs des Baumes. Sie sind bei Hölzern, die in der freien Natur wachsen, normal und deshalb nicht als Fehler, sondern vielmehr als Eigentümlichkeit des Naturwerkstoffes Holz anzusehen.

Beim Anstrich benutzen Sie hochwertiges Werkzeug und Farbe, beachten Sie die Sicherheits- und Verarbeitungshinweise des Farbenherstellers. Streichen Sie nie in praller Sonne oder beim regnerischen Wetter. Lassen Sie sich ausführlich bei Ihrem Fachhändler über den Holzschutz für Nadelhölzer beraten. Durch einen regelmässigen Anstrich beeinflussen Sie im Wesentlichen die Lebensdauer Ihres Elementhauses. Wir empfehlen Ihnen auch eine halbjährliche Inspektion des Elementhauses.

Schmieren Sie bewegliche Teile wie Schlösser, Scharniere und Schließen mit regelmäßiger Frequenz, und achten Sie darauf, dass die umgebenden Teile nicht schmutzig werden.

Am Ende der Lebensdauer des Produkts, gehen Sie, um die Haus direkt auf die ökologische Insel zu liefern, in der hölzernen Mülleimer. Oder in den Gemeinden, in denen es geplant ist, durch die Sammlung von Sperrmüll.

FR

GÉNÉRALITÉS

Cher client,
Nous sommes heureux que votre choix se soit porté sur notre maisonette!
Il est important de lire entièrement cette notice de montage avant de commencer la construction de votre maisonette! Vous vous éviterez ainsi des problèmes et des pertes de temps inutiles.

Conseils:

- Avant son montage définitif, entreposez le kit de construction au sec et pas directement sur la terre, en le protégeant contre les intempéries (humidité, rayonnement du soleil, etc.). Ne pas conserver la merchandise dans un local chauffé!
- Au moment de choisir l'endroit de montage, veillez à ce que le maisonette ne soit pas exposée à des conditions atmosphériques extrêmes (zones exposées à des vents forts).

Garantie

Votre maisonette est réalisée en bois d'épicéa nordique de haute qualité et elle vous est livrée non traitée. Si elle devait donner lieu à des réclamations, malgré les soins apportés à notre contrôle en usine, nous vous demandons de remettre à votre revendeur spécialisé le bon de contrôle rempli et votre facture d'achat!

Ecarts qui ne constituent pas un motif de réclamation:

- Le bois est un produit naturel, ce qui fait que les réclamations reposant sur des phénomènes naturels ne tombent pas sous le coup de la garantie.
- Les réclamations concernant les matériaux ne sont pas acceptées si une peinture a déjà été appliquée!
- Noeuds qui sont inhérents au bois.
- Décolorations du bois qui n'exercent pas d'influences sur la durée de vie.
- Fissures / fentes de retrait qui ne sont pas traversantes et qui n'exercent pas d'influences sur la construction.
- Déformations du bois, sous réserve qu'il puisse encore être mis en oeuvre.
- Sur les faces non visibles des planches du toit et du plancher, il se peut que les planches ne soient pas rabotées, on peut observer des différences de couleur et des flaches.
- Une réclamation tardive résultant d'un montage incorrectement réalisé, d'un affaissement du maisonette par suite de fondations et de soubassements incorrectement réalisés, est exclue.

Les recours en garantie se limitent au remplacement du matériel défectueux. Tous les autres recours sont exclus!

PEINTURE, ENTRETIEN ET ÉLIMINATION

Le bois est un produit naturel qui travaille de façon variable. Des caractéristiques telles que les madrures grossières et fines, les nuances de couleurs et les modifications, de même que les imbrications, ont leur origine dans la croissance du bois. Dans le cas de bois qui poussent en pleine nature, ces caractéristiques sont normales et ne doivent par conséquent pas être considérées comme des défauts mais, au contraire, comme une particularité de ce matériau naturel qu'est le bois.

Pour la peinture, n'utilisez qu'un outillage et une peinture de haute qualité, et respectez les consignes de sécurité et de mise en oeuvre du fabricant de peintures. Ne peignez jamais en plein soleil ou lorsque le temps est à la pluie. Faites-vous conseiller de façon détaillée par votre revendeur spécialisé quant à la protection à utiliser pour les conifères traités. En refaisant régulièrement la peinture, vous augmentez sensiblement la durée de vie de votre maisonette. Nous vous conseillons également une inspection semestrielle de votre maisonette.

Lubrifier les pièces mobiles telles que les serrures, charnières et chaînes avec une fréquence régulière, en veillant à ne pas enduire les parties environnantes.

À la fin de la vie du produit, procéder à la livraison du chalet directement à l'île écologique, dans la benne en bois. Ou, dans les municipalités où il est prévu, par la collecte des déchets encombrants.

EN

GENERAL GUIDELINES

Dear Customer,
thank you for choosing this Garden Shed. **It's important to read carefully the instructions before commencing the installation of the product,** thus avoid any problem and loss of time.

Tips:

- Store the kit in a dry place, not directly on the floor, and keep it protected from the elements (water, sun etc.) until final installation. Do not store the product in a heated room.
- When selecting the place where the shed will be located, please take care that it is not exposed to extreme weather conditions (such as to strong wind).

Warranty:
Your Garden Shed is made from high quality Nordic spruce and is delivered untreated. If arise complaints despite our thorough factory inspection, the compiled inspection certificate together with the purchase invoice must be presented to the dealer.

Exclusions:

- Wood is a natural material and, therefore, disputes relating to its natural behavior are not covered by the warranty.
- Complaints relating to the material will not be accepted once painted.
- Knots in the wood.
- Discolorations of wood that do not affect its duration.
- Cracks / non-through-cracks that do not affect the construction stability.
- Deformations of the timber, provided that it can still be worked.
- On the not visible sides of planks in the roof and floor, not planed parties are permitted; in the same parties they are also permitted different colors and chamfer.
- Subsequent claims due to non-conforming assembly or failure of the structure due to incorrect foundations will not be accepted.

Warranty claims are limited to the replacement of defective material, any other claim is excluded.

PAINTING, MAINTENANCE AND DISPOSAL

Wood is a natural product and moves in a variable way. Features such as large and subtle veins, nuances and color changes, and knots, are due to the growth of the tree. They are normal in the woods that grow outdoors and, therefore, should not be considered defects but rather natural wood characteristics.

For painting, please use quality tools and paints and respect the safety instructions and tips application of the paint manufacturer. Do not paint in direct sunlight or in case of rain and be advised in detail by the seller about treated softwoods protection. Having been properly painted substantially increase the duration of your Garden Shed. We recommend bi-annual inspection of the product.

Lubrify moving parts such as locks, hinges and chains with regular frequency, making sure not to smear the surrounding parts.

At the end of the life of the product, proceed to deliver the cottage directly to the ecological island, in the wooden dumpster. Or, in the municipalities where it is planned, through the collection of bulky waste.

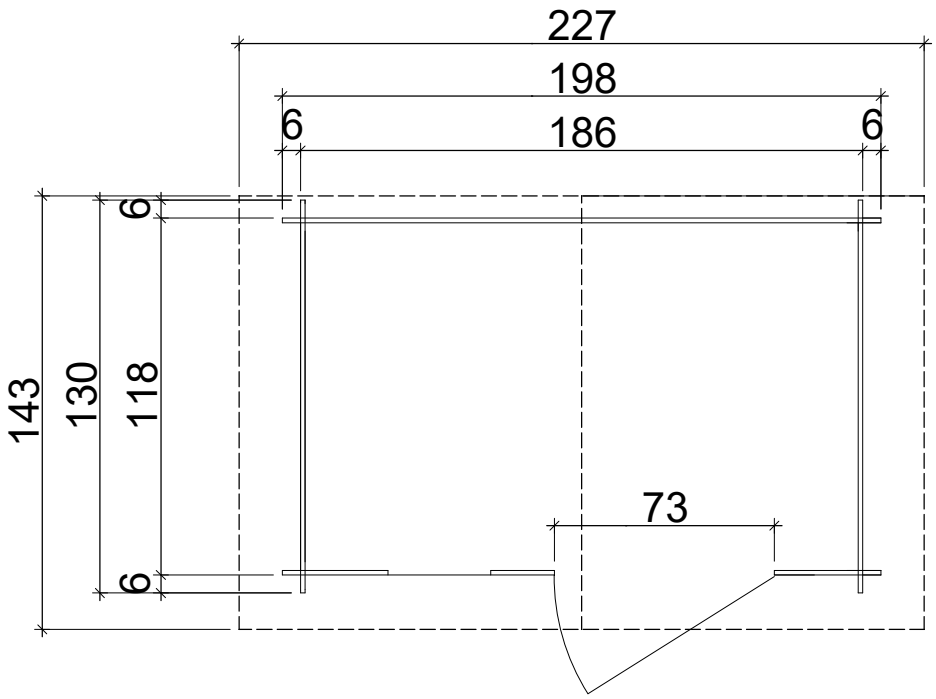

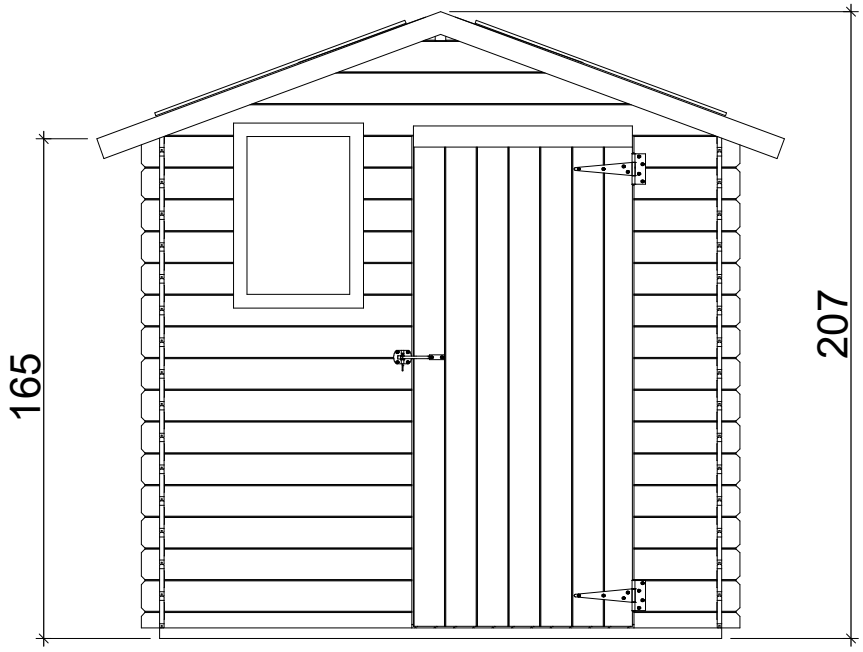

IT

AVVERTENZA: prima del montaggio scaricare la struttura e riporla in luogo livellato ed asciutto avendo cura di coprirla con il telo in dotazione all'imballo.

EN

WARNING: before assembly download the structure and store it in a dry and leveled place also take care to cover it with the tarp packaging supplied.

DE

HINWEIS: Bitte die Lieferung vor der Montage an einem trockenen und ebenen Ort akklimatisieren. Achten Sie darauf, dass die Palette mit einer Plane abgedeckt und vor Feuchtigkeit geschützt ist.

FR

AVERTISSEMENT: avant l'assemblage de le structure télécharger et stocker dans un endroit sec et nivelé en veillant également à le couvrir avec l'emballage fourni.

SCHEDA PER RIPRISTINO
CASETTA LIANA 16 mm P.S.+F
dim. 198x130 cm
CLIENTE:

pz	descrizione	dimensione	cod.
5	listello abete impregnato	35x35x1860 mm	76001E
4	foglio OSB3 (pavimento)	573x913x12 mm	79084

1	½ perlina abete grezzo (pareti)	15x52,5x350 mm 	78333B
1	½ perlina abete grezzo (pareti)	15x52,5x895 mm 	78332B
1	½ perlina abete grezzo (pareti)	15x52,5x1980 mm 	78305B
30	perlina abete grezzo (pareti)	15x105x1300 mm 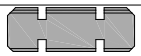	78329B
15	perlina abete grezzo (pareti)	15x105x1980 mm 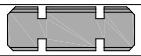	78304B
20	perlina abete grezzo (pareti)	15x105x350 mm 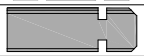	78330B
10	perlina abete grezzo (pareti)	15x105x895 mm 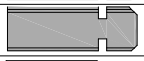	78331B
5	perlina abete grezzo (pareti)	15x105x205 mm 	78335B
2	perlina abete grezzo sagomate (pareti)	15x105x1300 mm 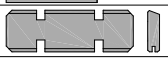	78334B
2	timpano		82027
1	profilo abete grezzo (trave copertura)	35x68x1400 mm	78173B
4	profilo abete grezzo (trave copertura)	28x28x1095 mm	78403B
4	foglio OSB3 (copertura)	600x1400x12 mm	79083
4	profilo abete grezzo (fissaggio angoli)	28x28x1670 mm	78108B
2	profilo abete grezzo (fermafascione)	28x28x500 mm	78098B
2	profilo abete grezzo (fascione)	20x70x1220 mm	78132B
6	profilo pino impregnato (fermaguaina)	10x30x900 mm	82001B
1	rotolo guaina	1000x7500 mm	05592
1	porta singola cieca	725x1615 mm	82056
1	profilo abete grezzo (coprifilo porta)	10x70x725 mm	78095B
1	profilo abete grezzo (sembrana)	10x70x845 mm	78096B
2	profilo abete grezzo (sembrana)	10x70x1600 mm	78105B
2	listello abete grezzo (finestra)	12x45x430 mm	78280B
2	listello abete grezzo (finestra)	12x45x522 mm	78281B
1	plexiglas (finestra)	430x612x2 mm	82496
1	kit ferramenta		26280

Spuntare l'articolo da ripristinare e indicare le quantità necessarie, quindi fare la scansione o la foto della scheda e allegare alla richiesta di ripristino.

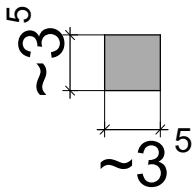	5x	A	186 cm
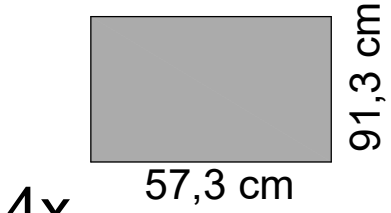 4x		B	
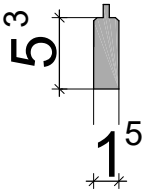	1x 1x 1x	C D E	35 cm 89,5 cm 198 cm
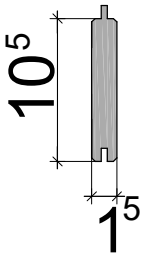	20x 10x 30x 15x 5x	F G H I J	35 cm 89,5 cm 130 cm 198 cm 20,5 cm
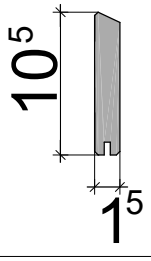	2x	K	130 cm

	2x	cod. 82027	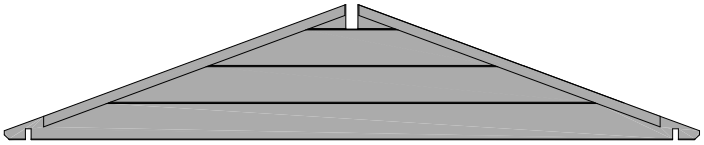
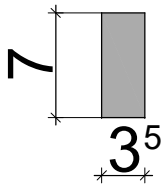	1x	L	140 cm 
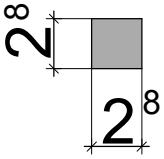	4x 4x 2x	M N O	109,5 cm  167 cm  50 cm 
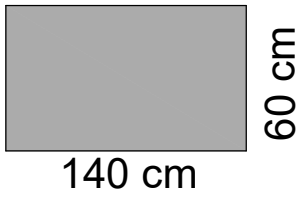 4x		P	
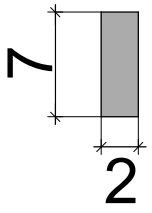	2x	cod. 78132	122 cm 

1x 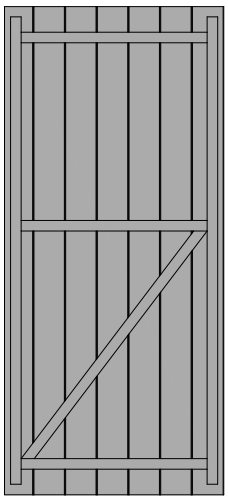	cod. 82056	

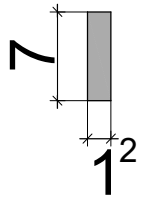	1x	Q	72,5 cm
	1x	R	84,5 cm
	2x	S	160 cm

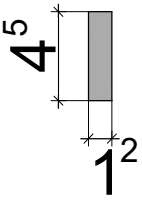	2x	T	43 cm
	2x	U	52,2 cm

	1x	cod. 82496	43x61,2 cm

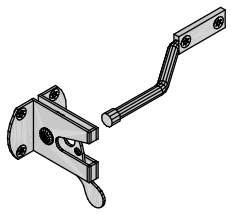	1x	cod. 25589	
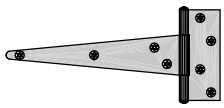	2x	cod. 75132	
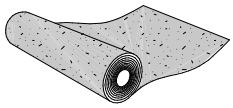	1x	cod. 05592	750 cm
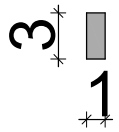	6x	cod. 82001	90 cm

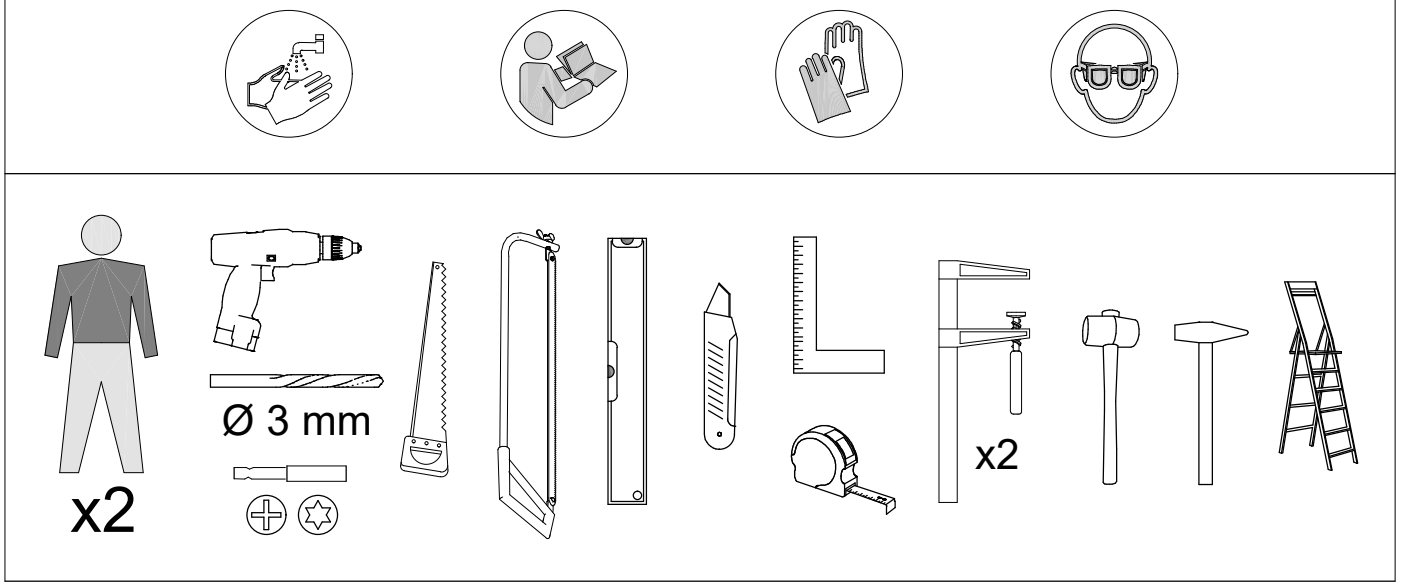
x2
Ø 3 mm
x2

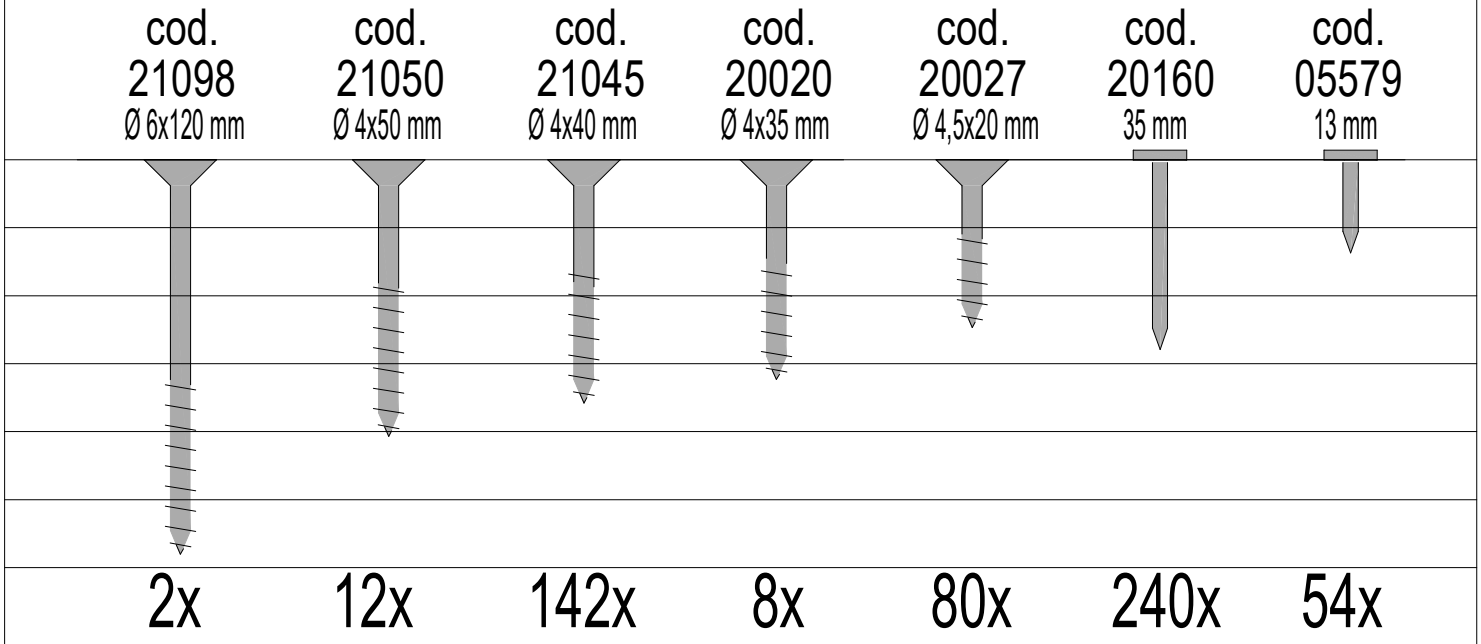
cod.
21098
Ø 6x120 mm
cod.
21050
Ø 4x50 mm
cod.
21045
Ø 4x40 mm
cod.
20020
Ø 4x35 mm
cod.
20027
Ø 4,5x20 mm
cod.
20160
35 mm
cod.
05579
13 mm
2x
12x
142x
8x
80x
240x
54x

1

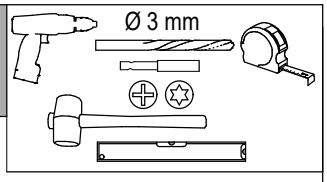

5x A

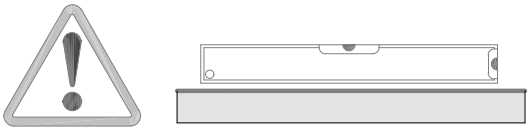

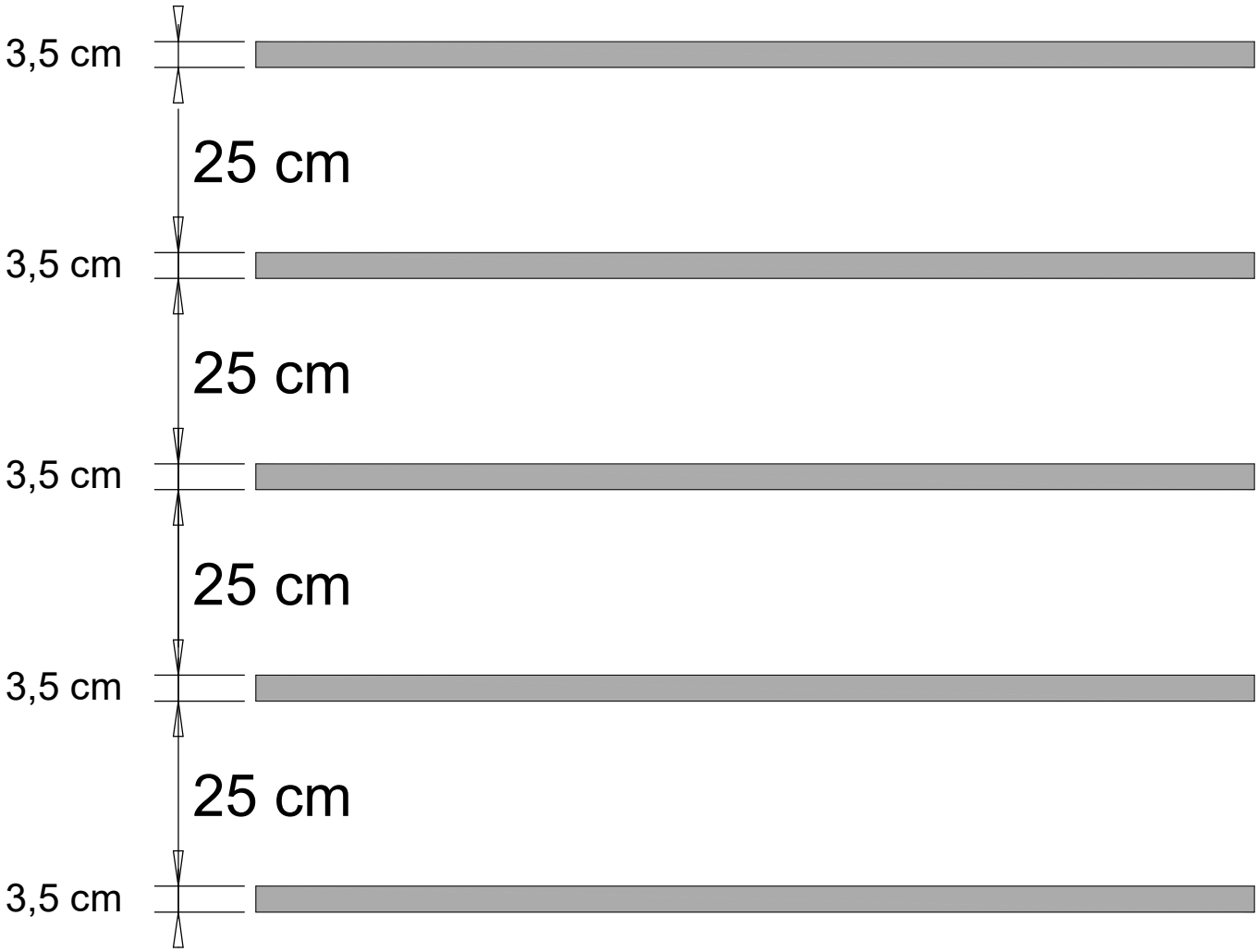

2

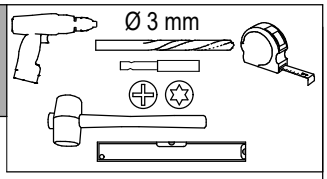

1x C

1x D

1x E

4x cod. 21050

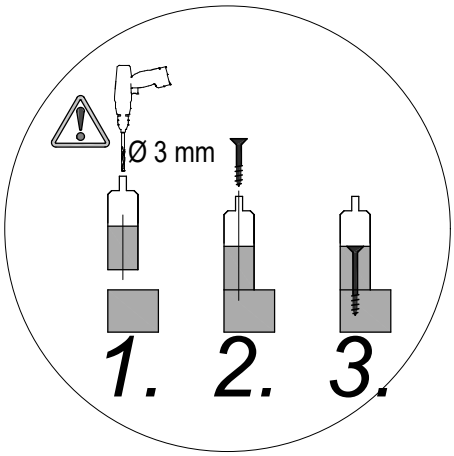

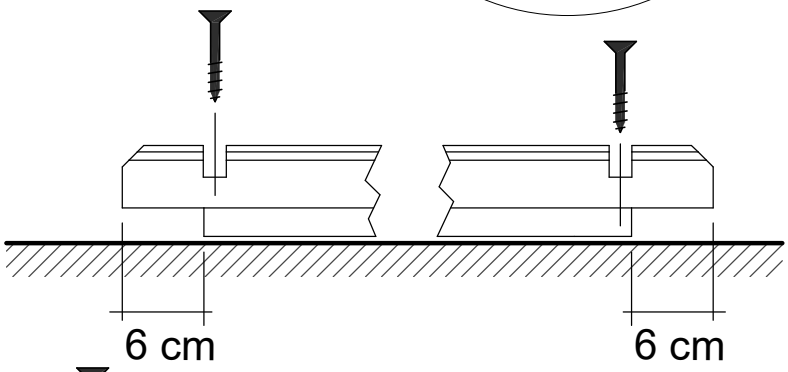

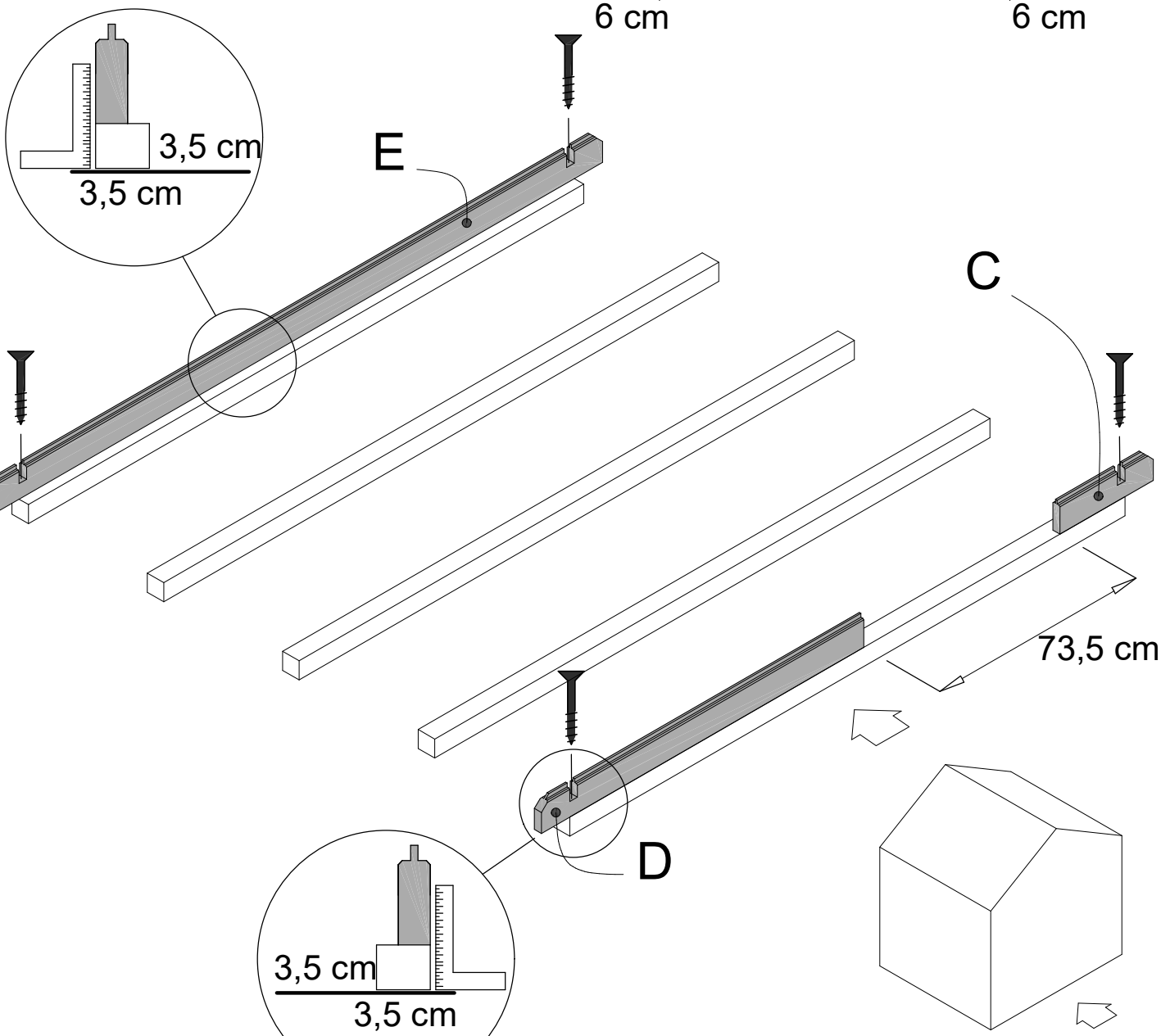

3

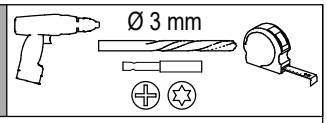

1x F

1x G

2x H

1x I

4x N

12x cod. 21045

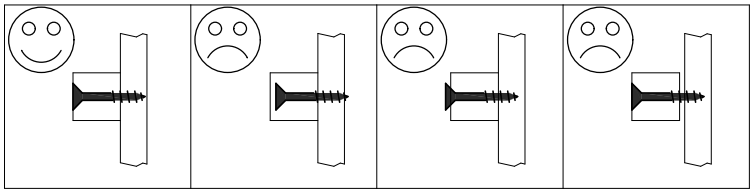

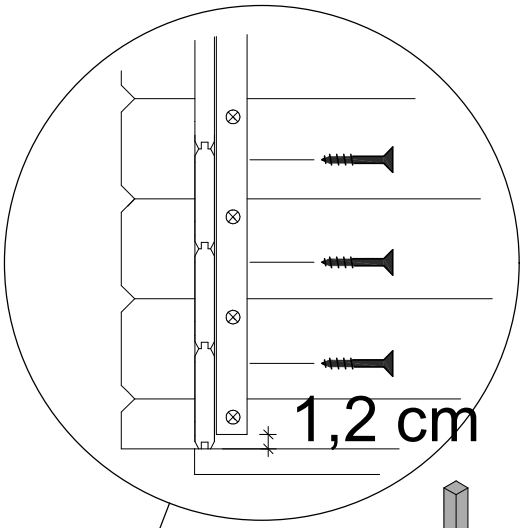

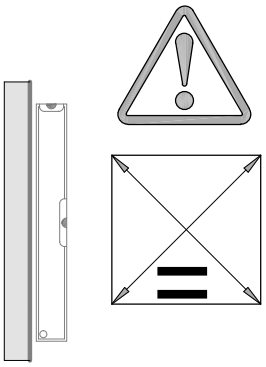

4

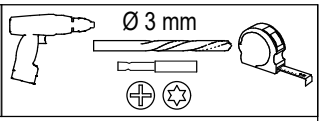

19x F

9x G

28x H

14x I

2x K

116x cod. 21045

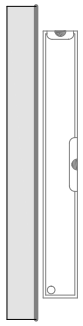

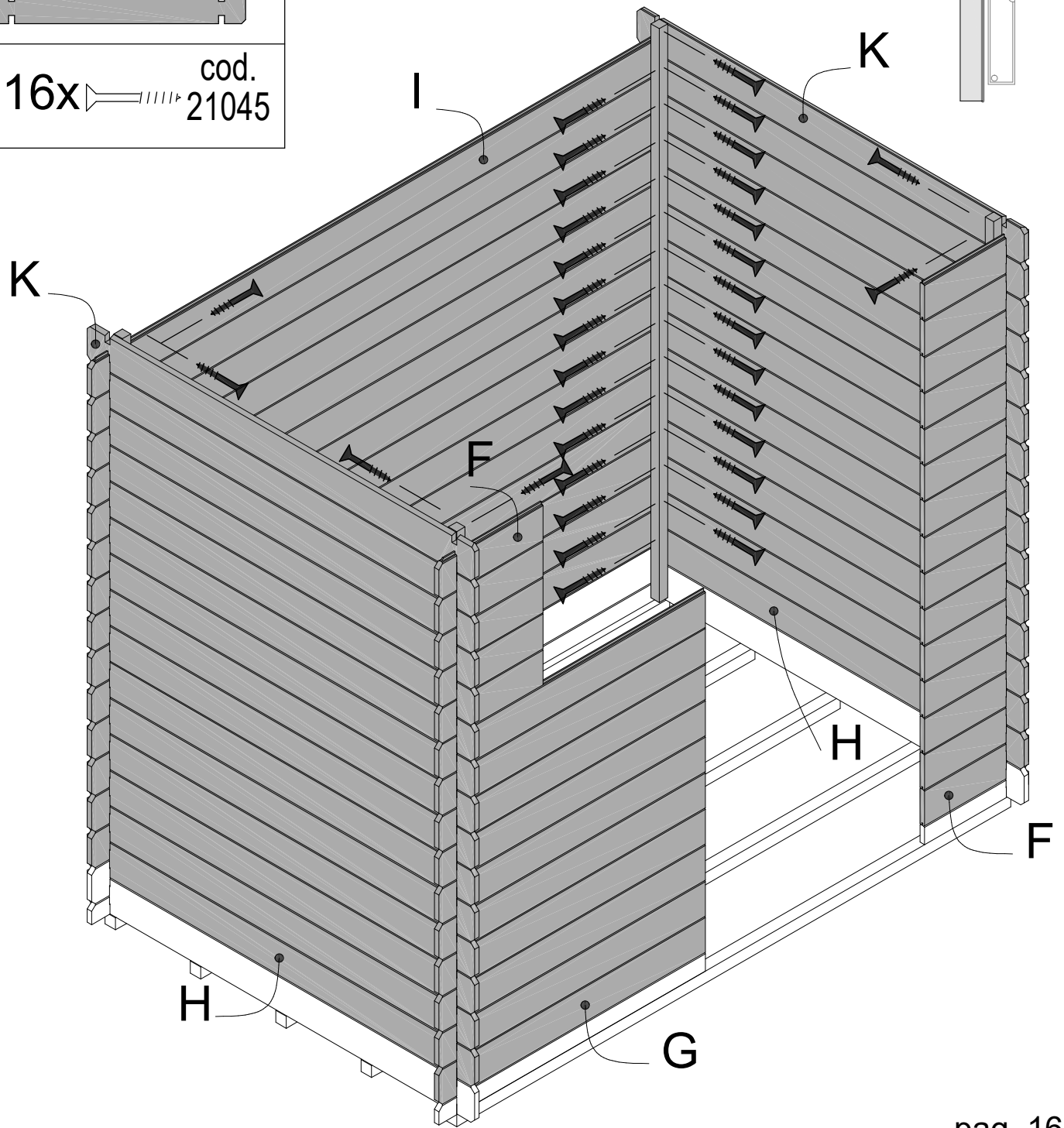

5

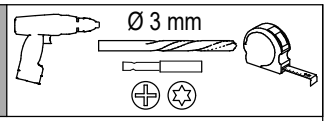

2x S

27x cod. 20027

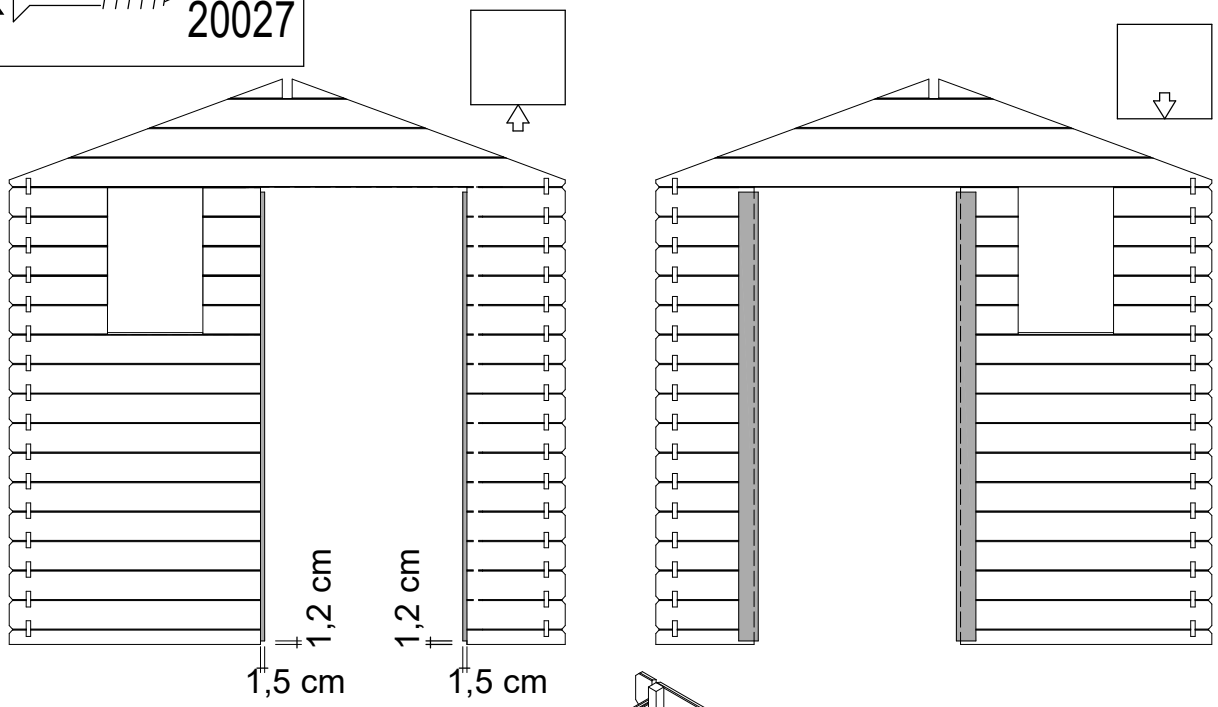

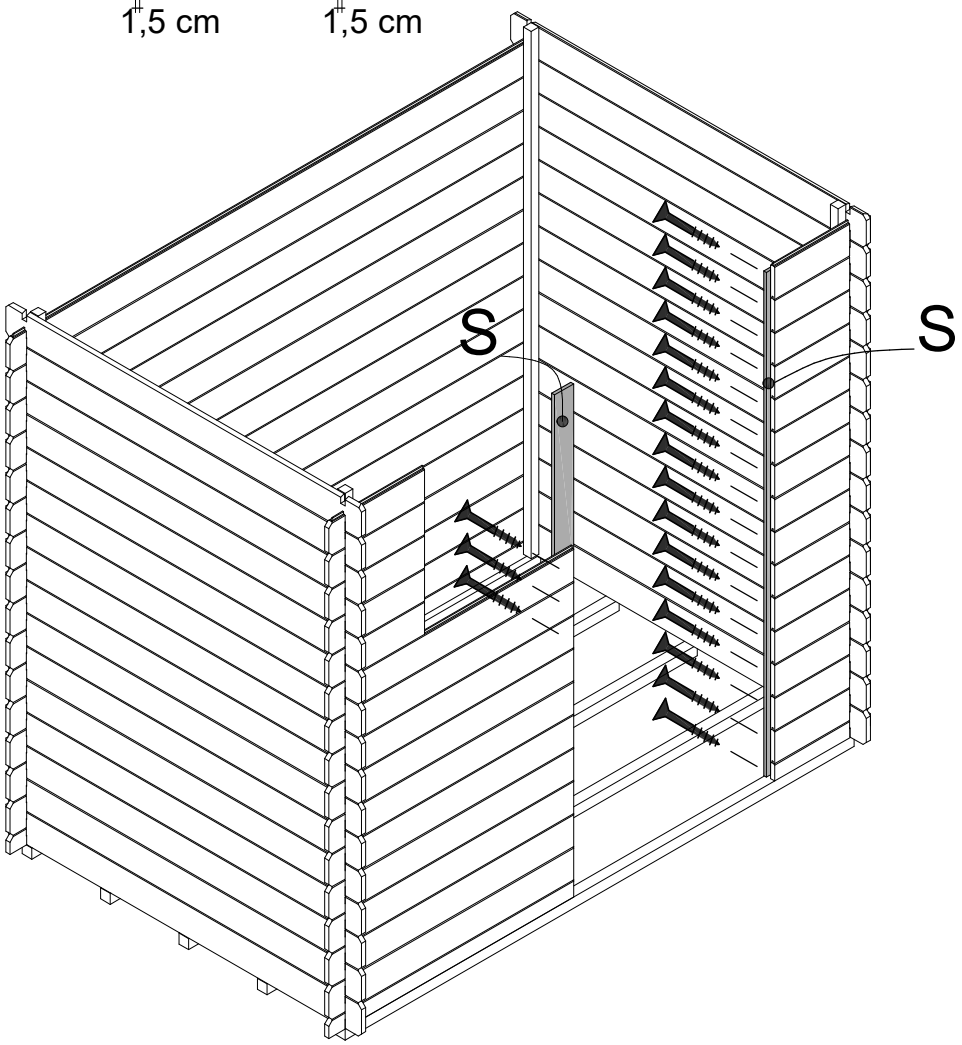

6

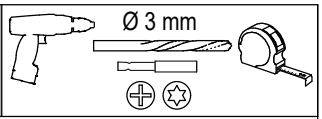

5x J

5x 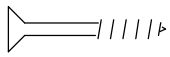 cod. 20027

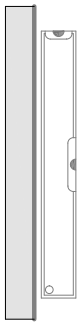

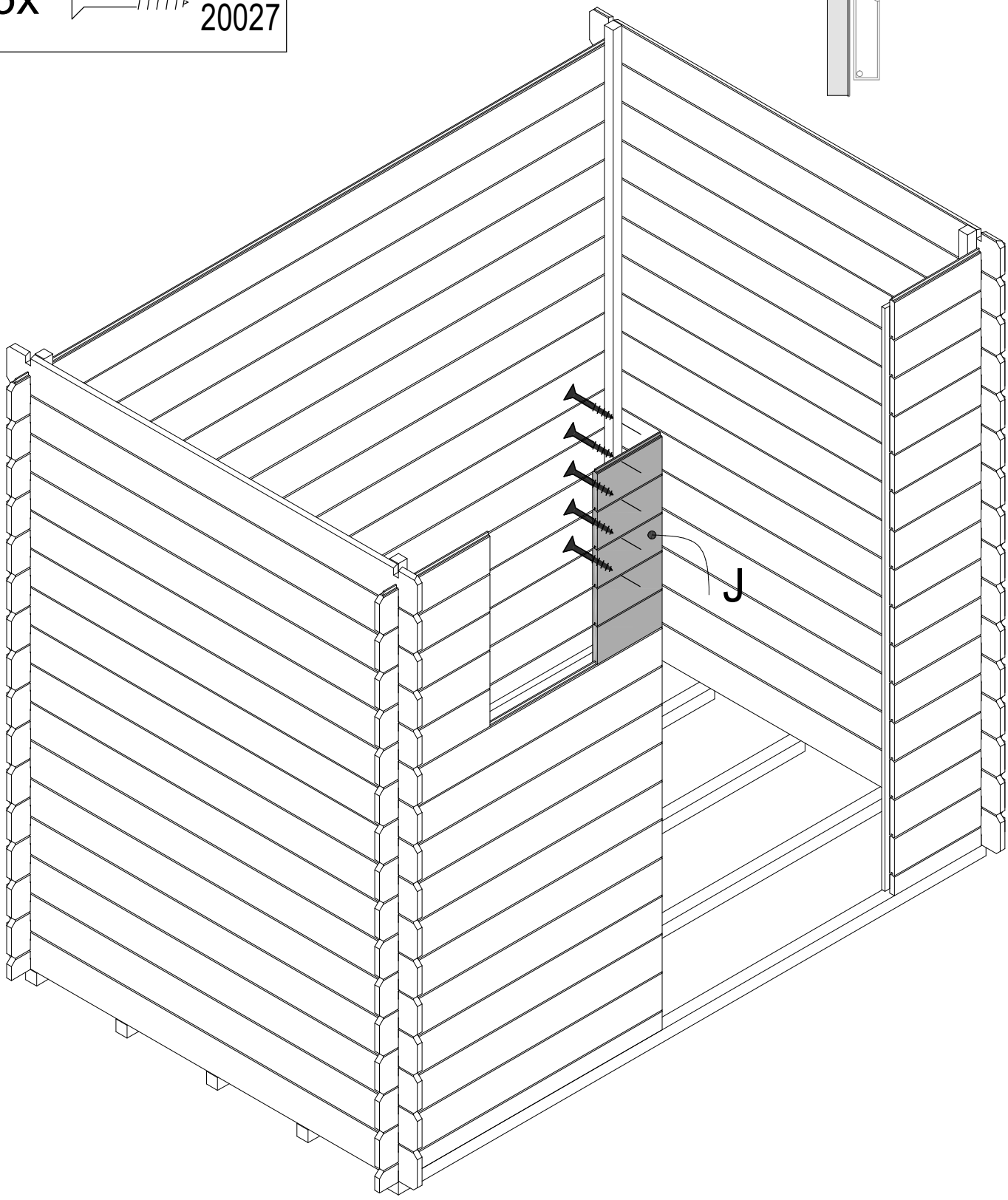

7

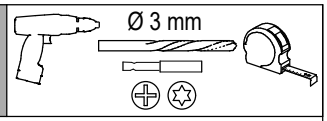

2x cod. 82027

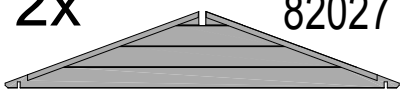

4x 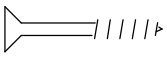 cod. 21050

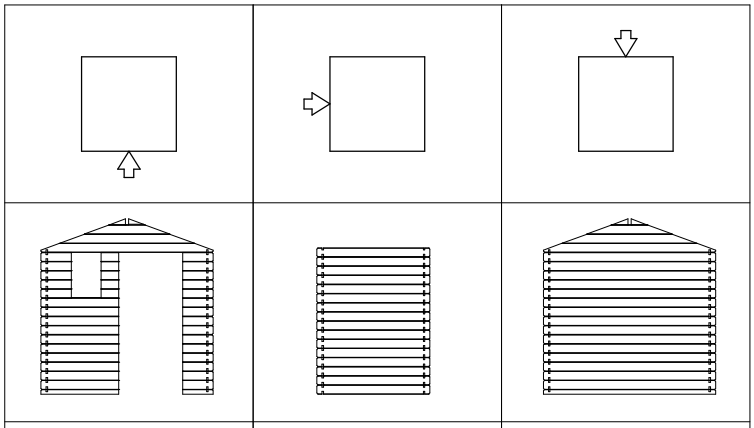

1 pz 35 cm (C) 1 pz 89,5 cm (D) 20 pz 35 cm (F) 10 pz 89,5 cm (G) 5 pz 20,5 cm (J)	15 pz 130 cm (H) 1 pz 130 cm (K)	1 pz 198 cm (E) 15 pz 198 cm (I)
	15 pz 130 cm (H) 1 pz 130 cm (K)	

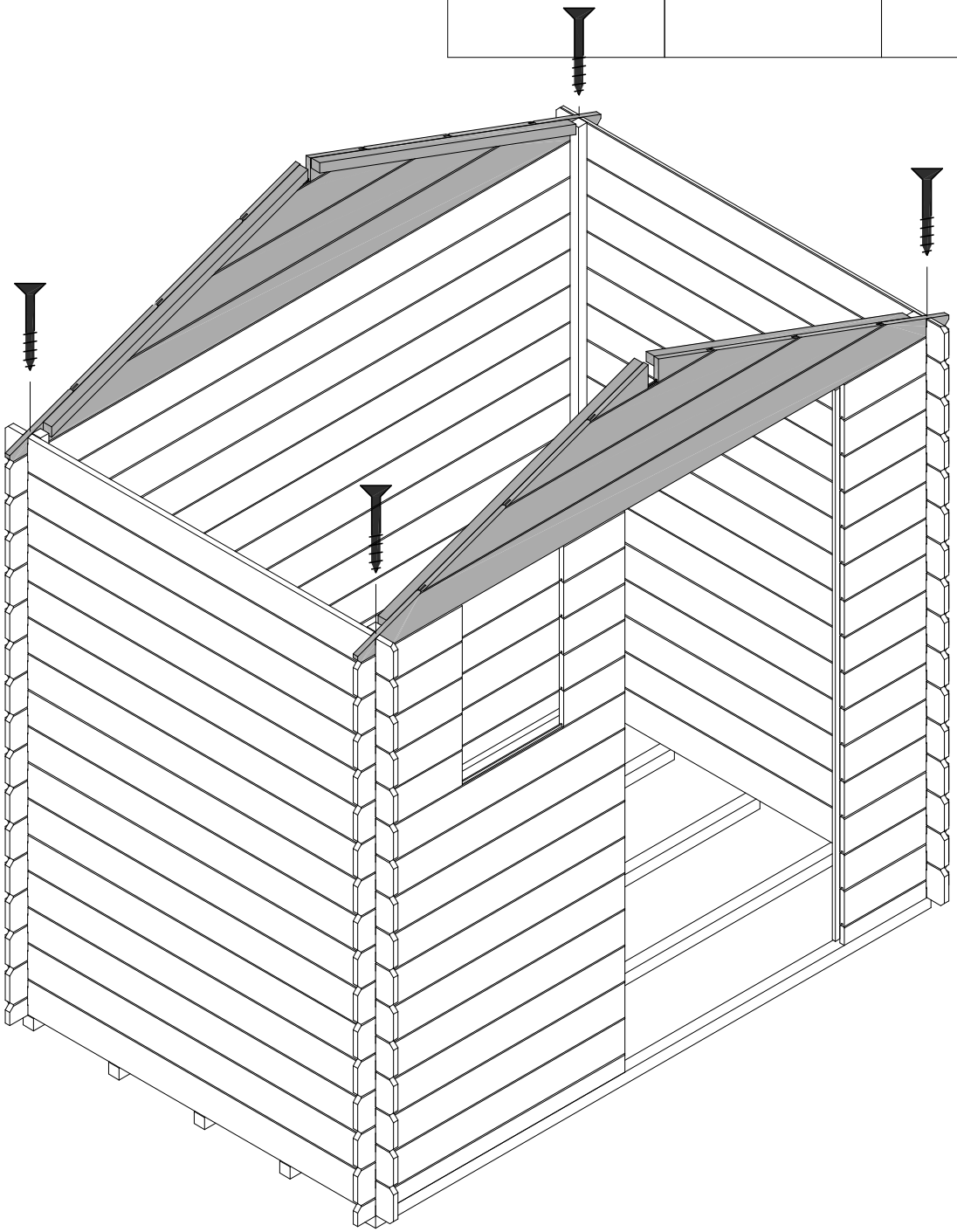

8

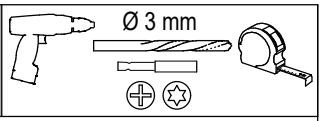

4x M

8x cod. 21045

4x cod. 21050

9

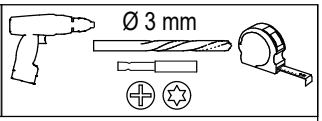

1x L

2x cod. 21098

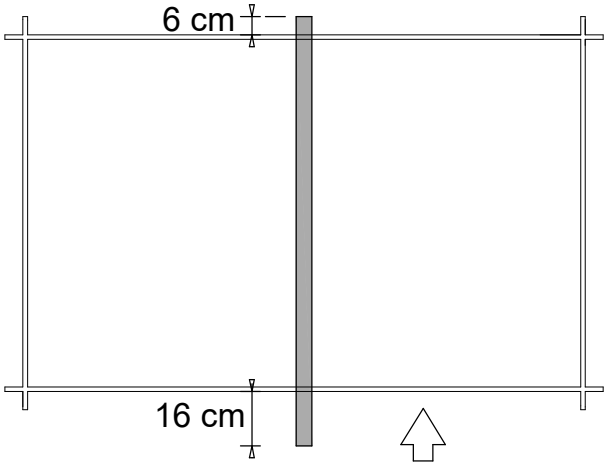

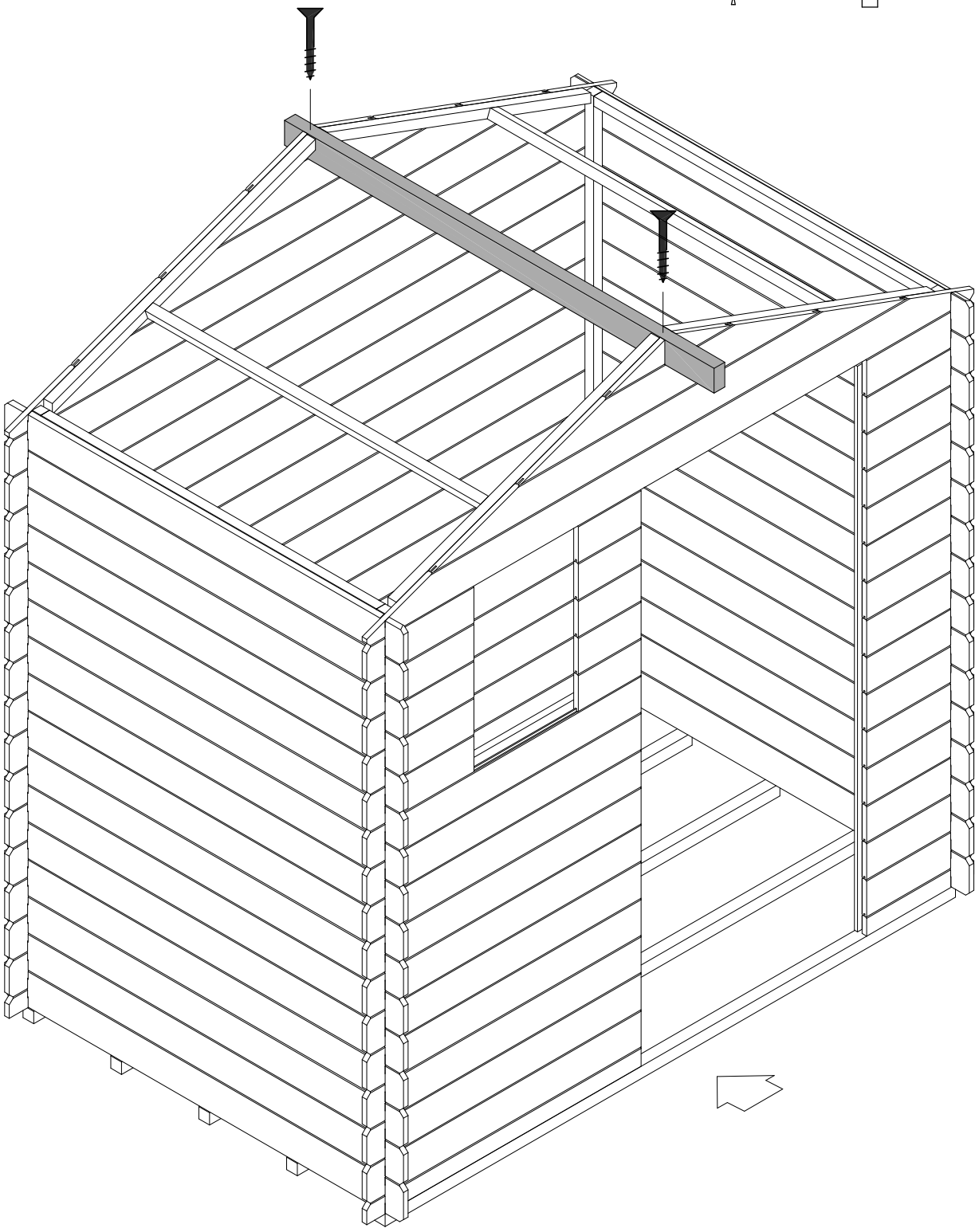

10

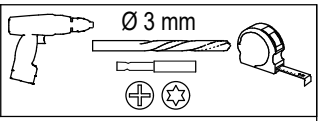

2x P



40x  cod. 20160



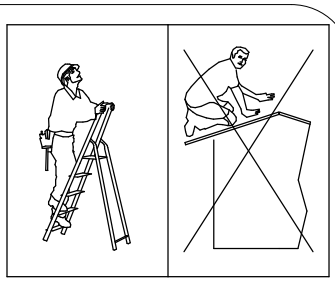

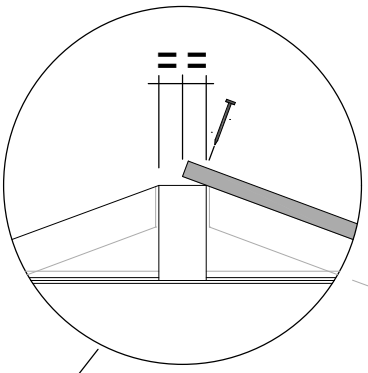

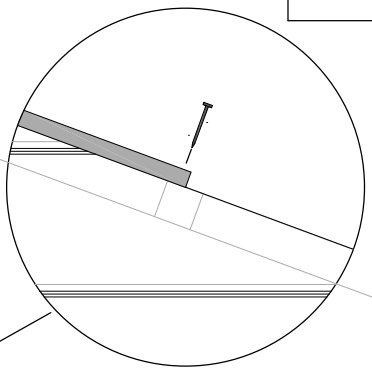

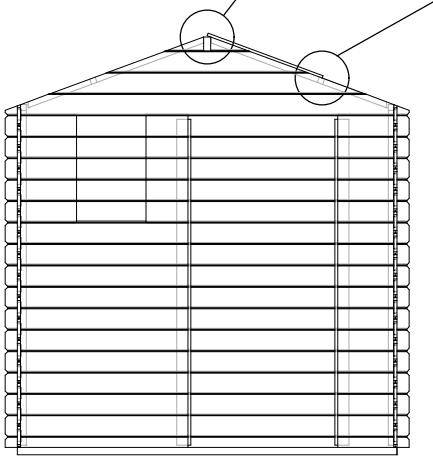

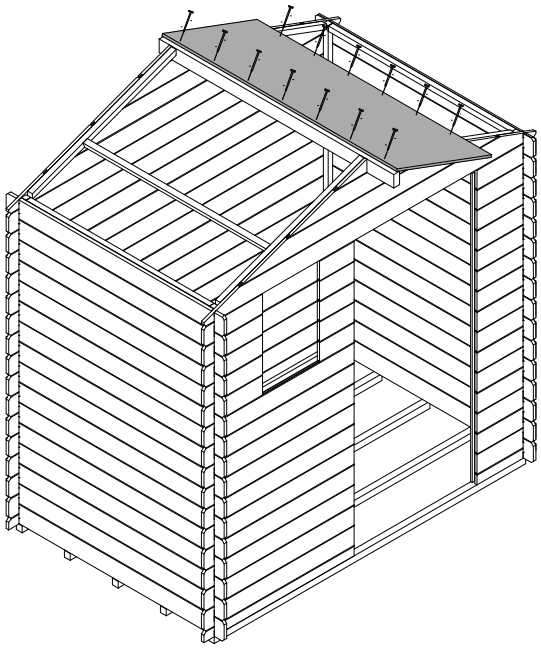

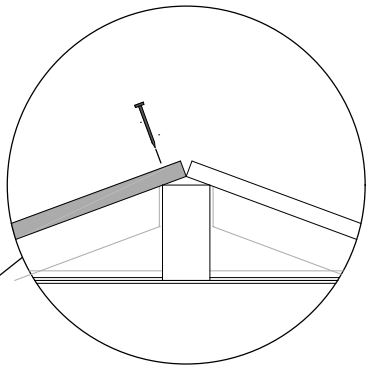

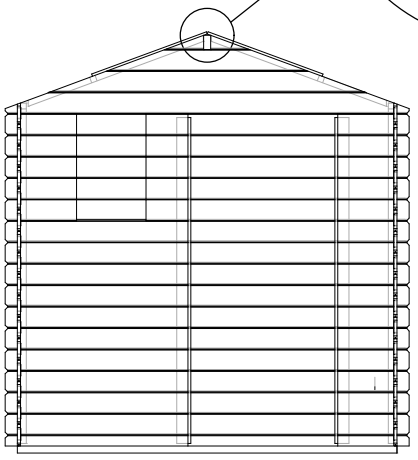

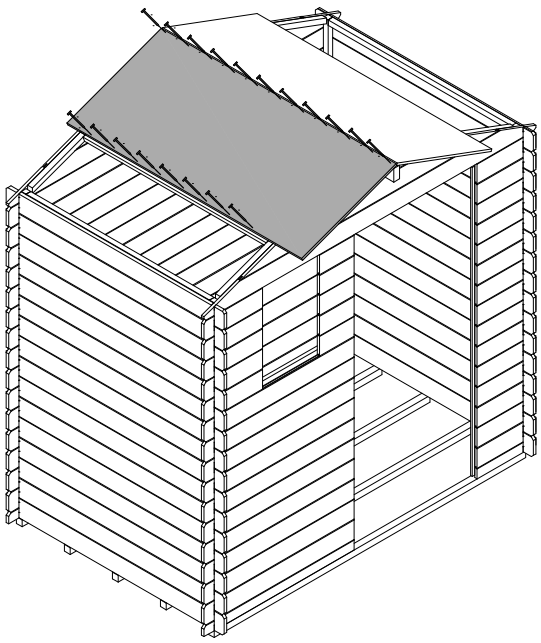

11

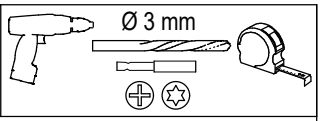

2x P



40x  cod. 20160

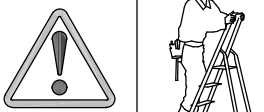

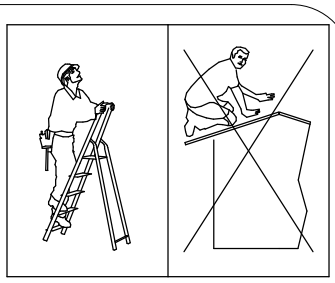

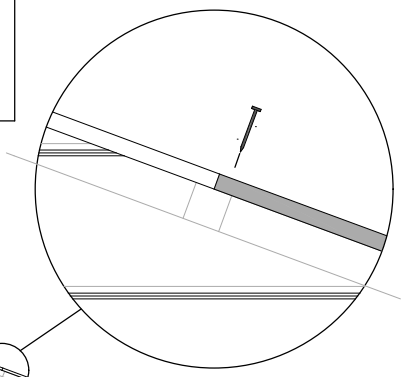

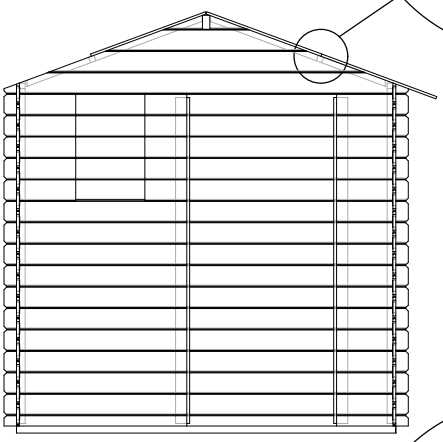

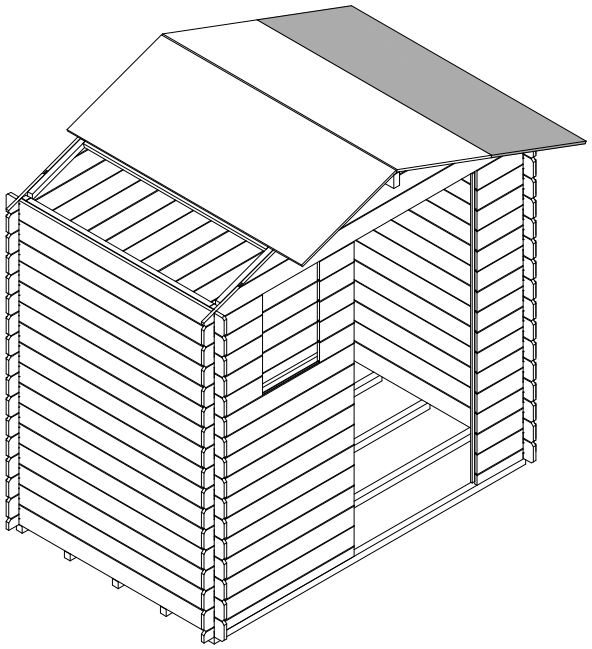

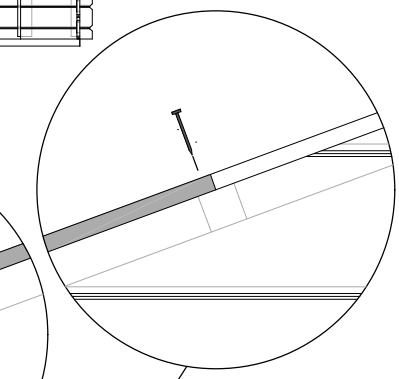

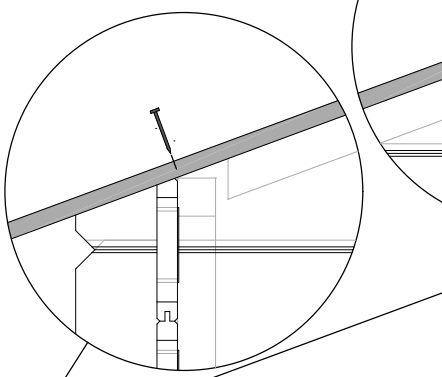

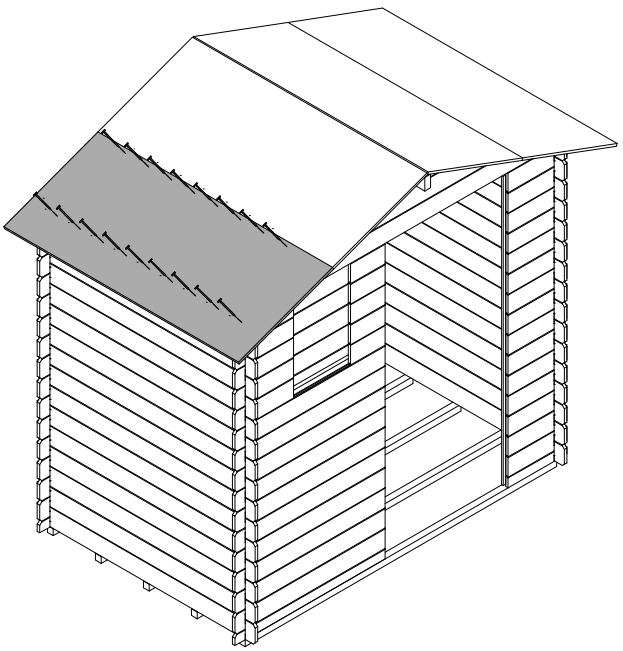

12

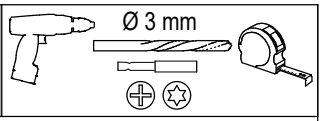

2x O

8x cod. 20020

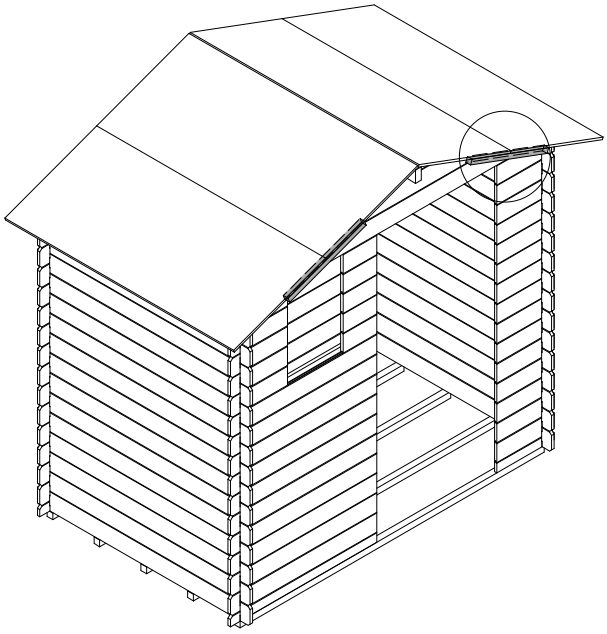

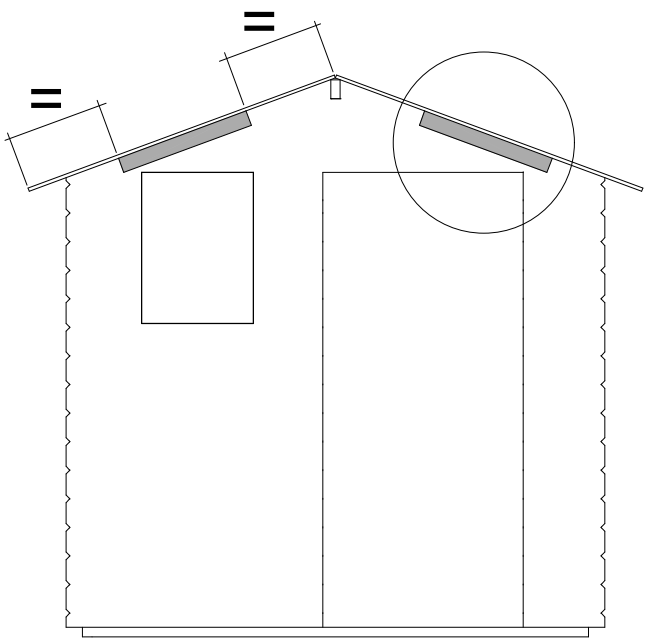

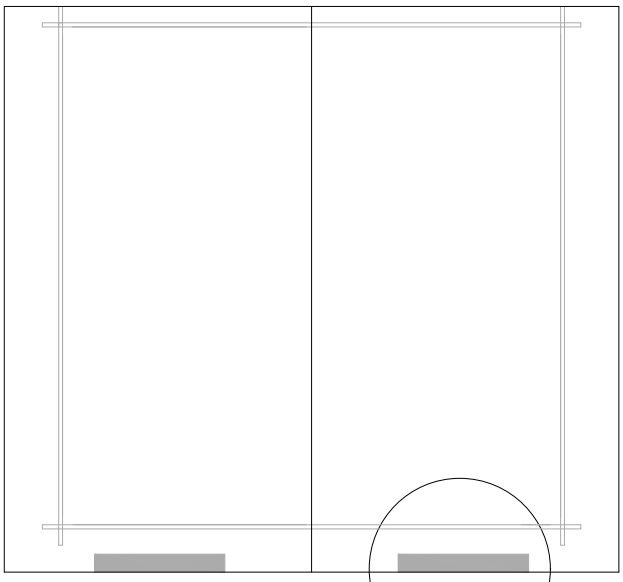

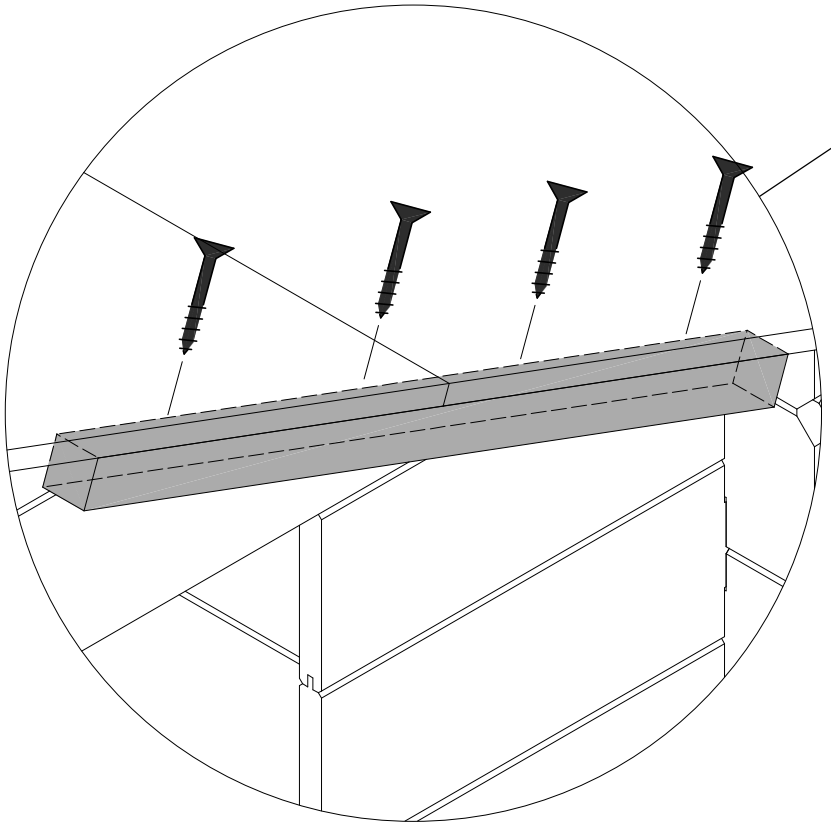

13

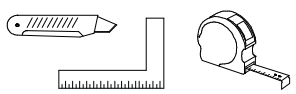

1x

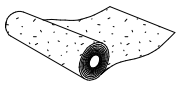

V

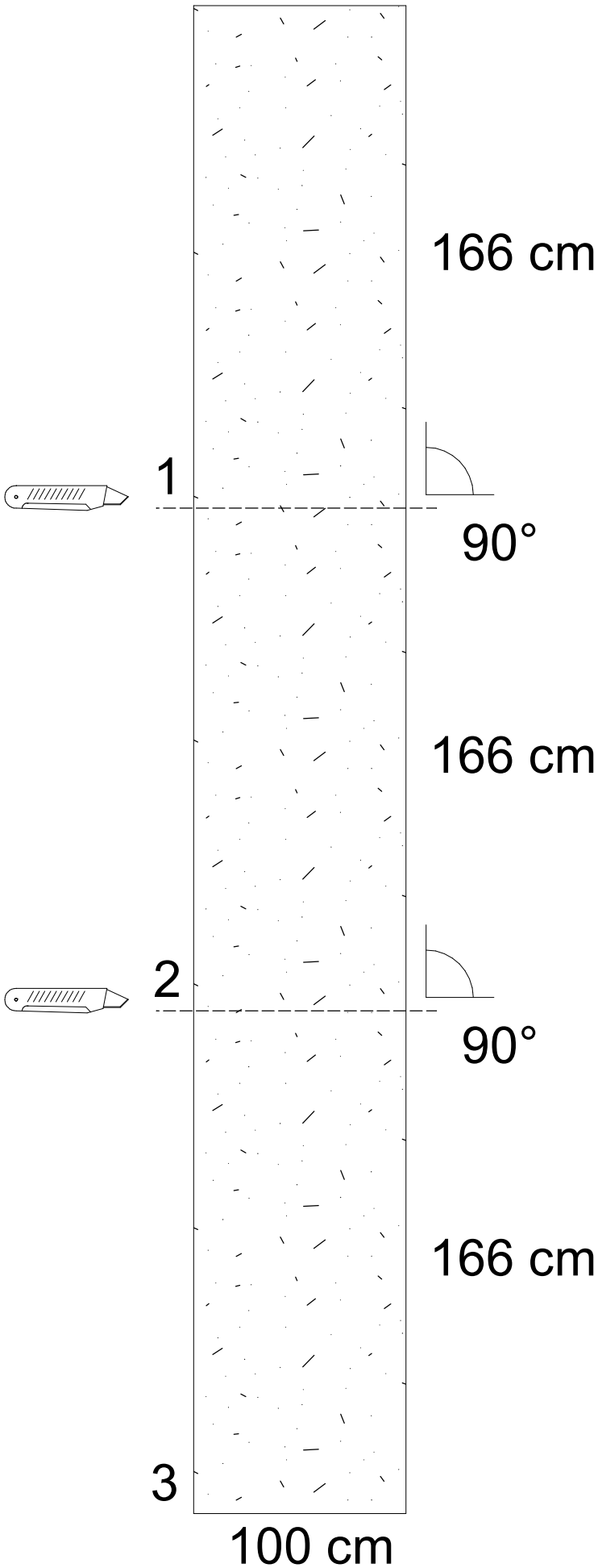

14

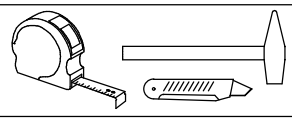

3x 166 cm



54x  cod. 05579



x4

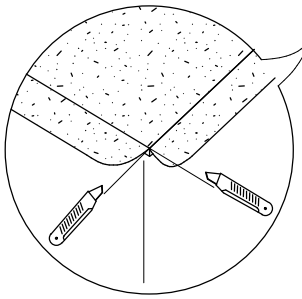

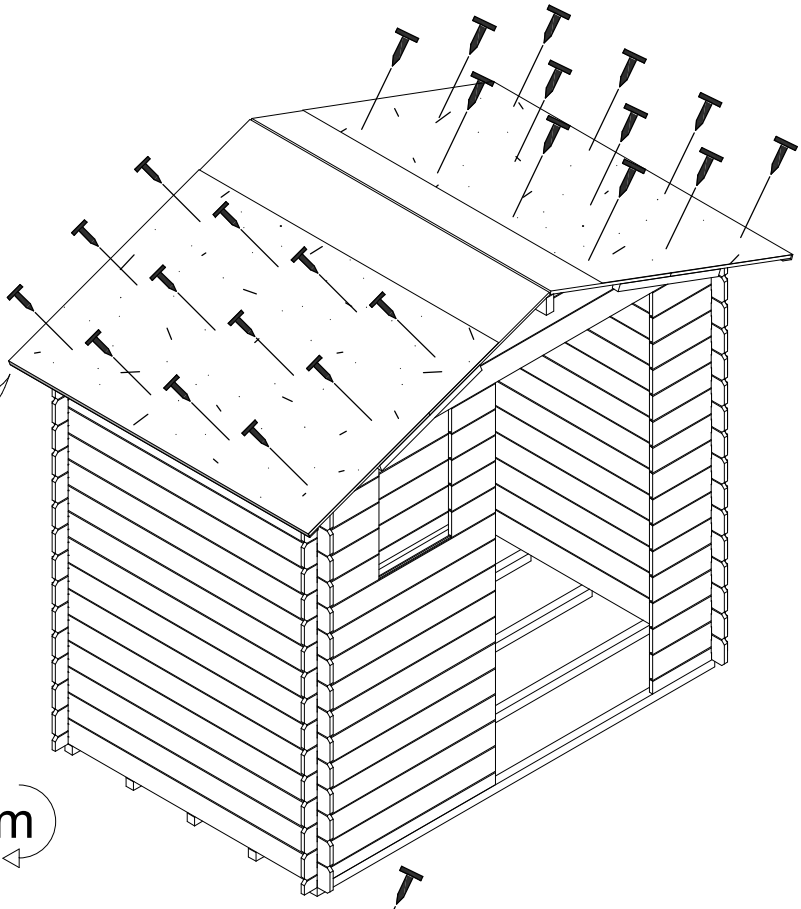

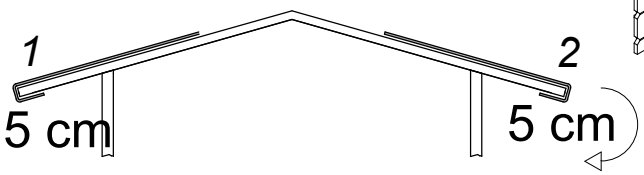

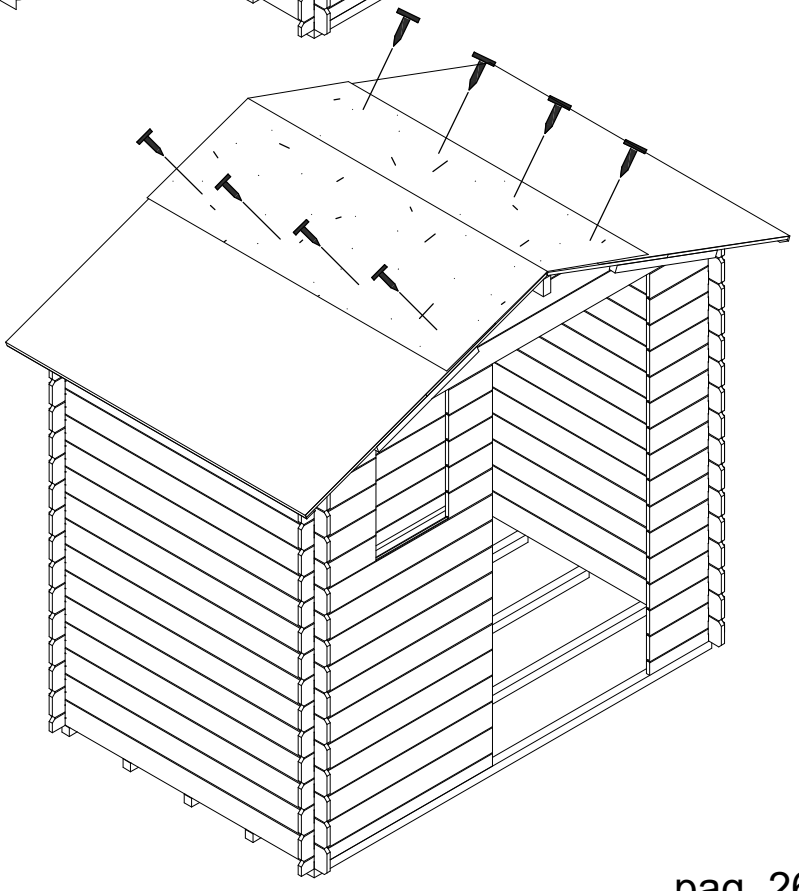

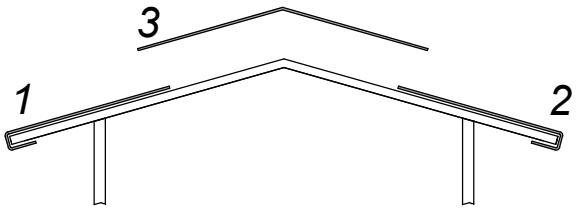

15

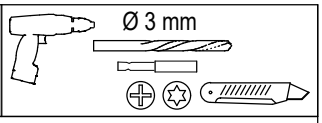

2x cod. 78132

6x cod. 21045

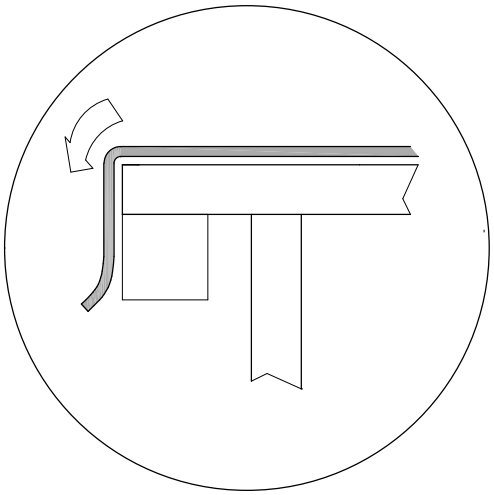

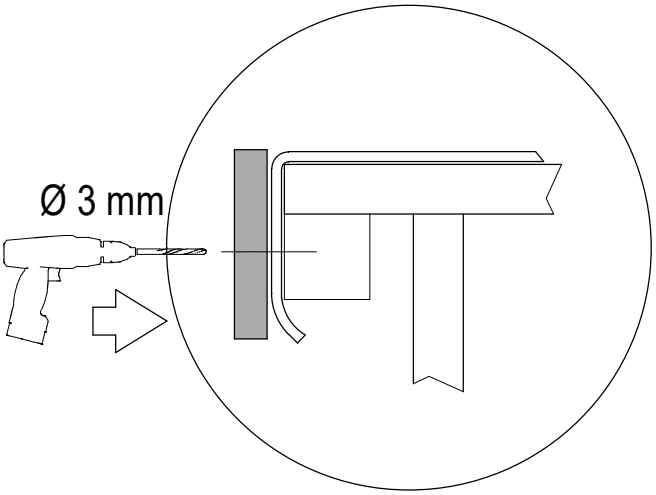

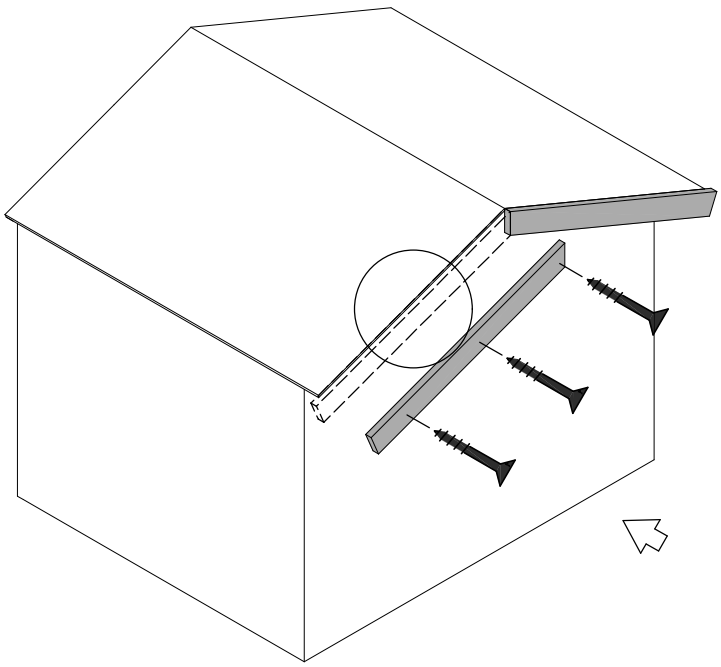

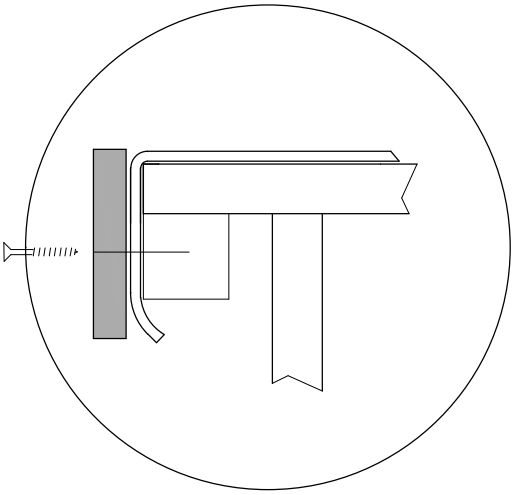

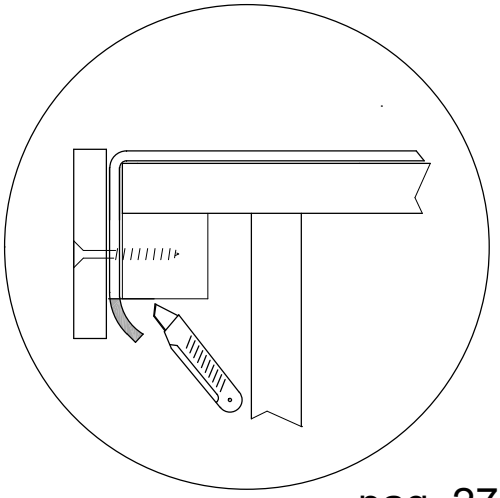

16

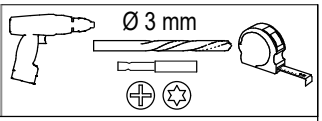

4x cod. 82001B

18x cod. 20027

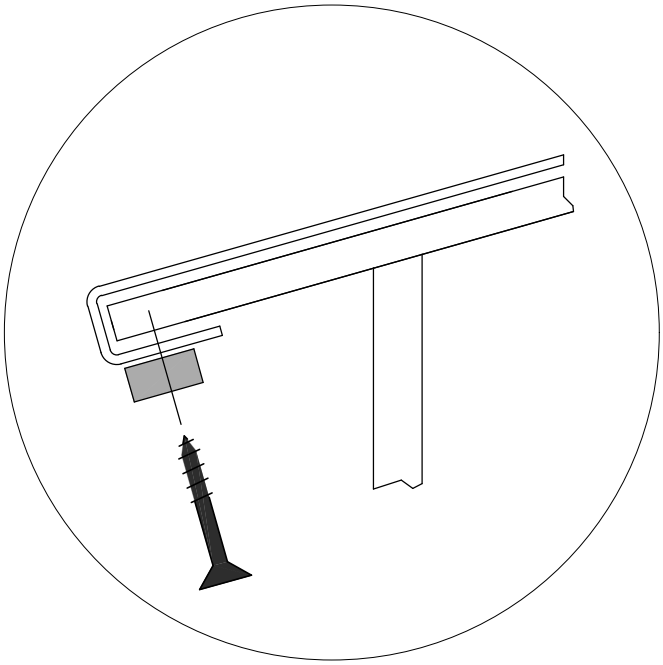

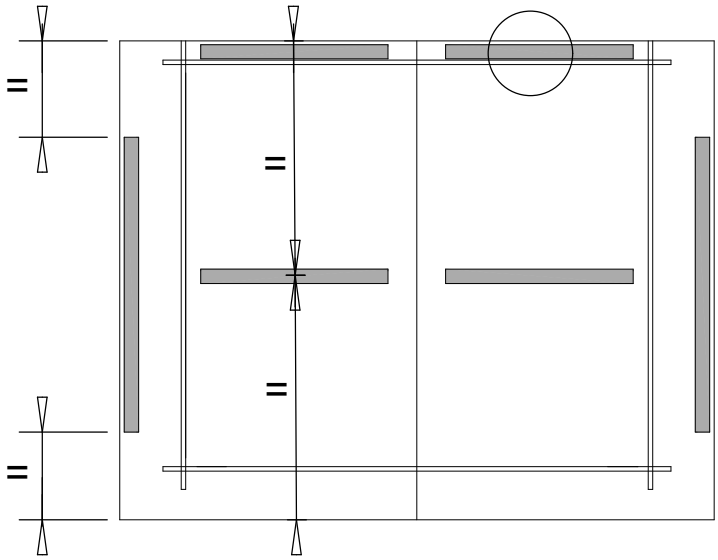

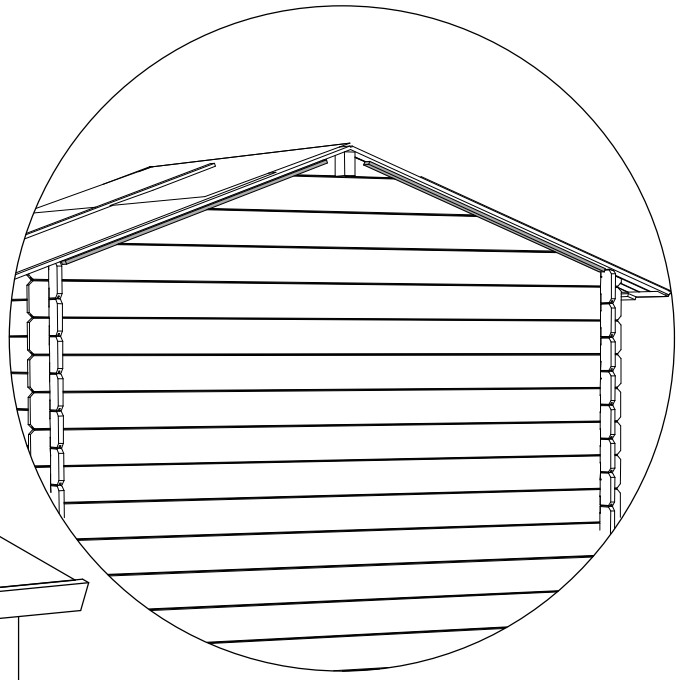

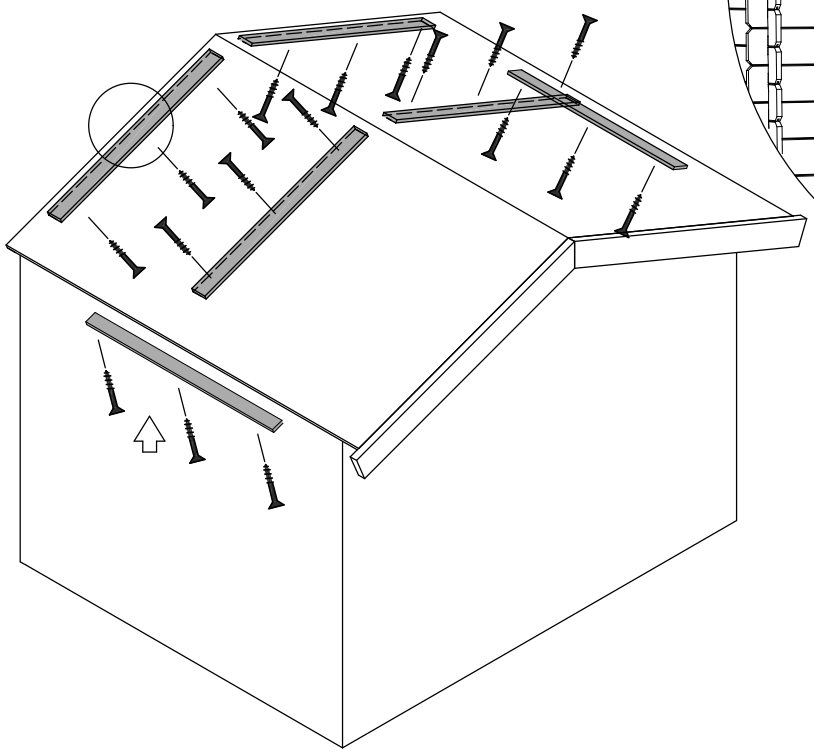

17

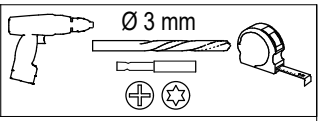

1x 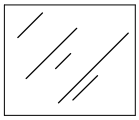 cod. 82537

2x T

2x U

8x 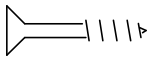 cod. 20027

1. 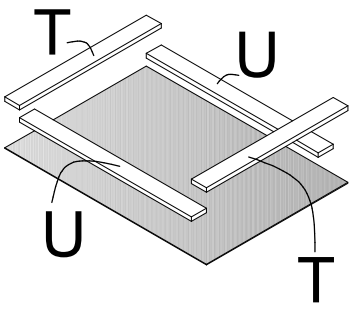

2. 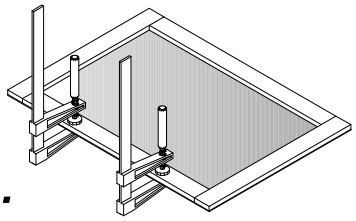

3. 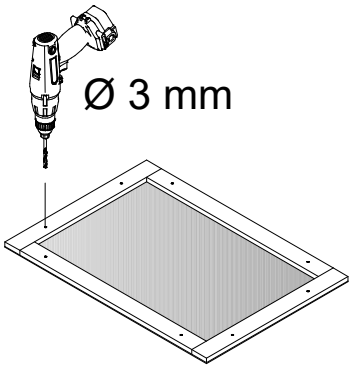

4. 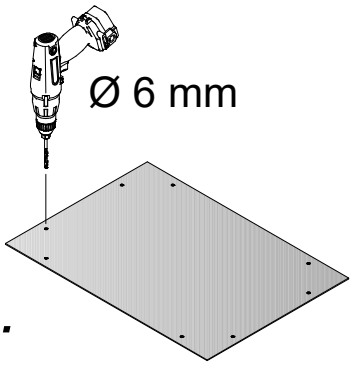

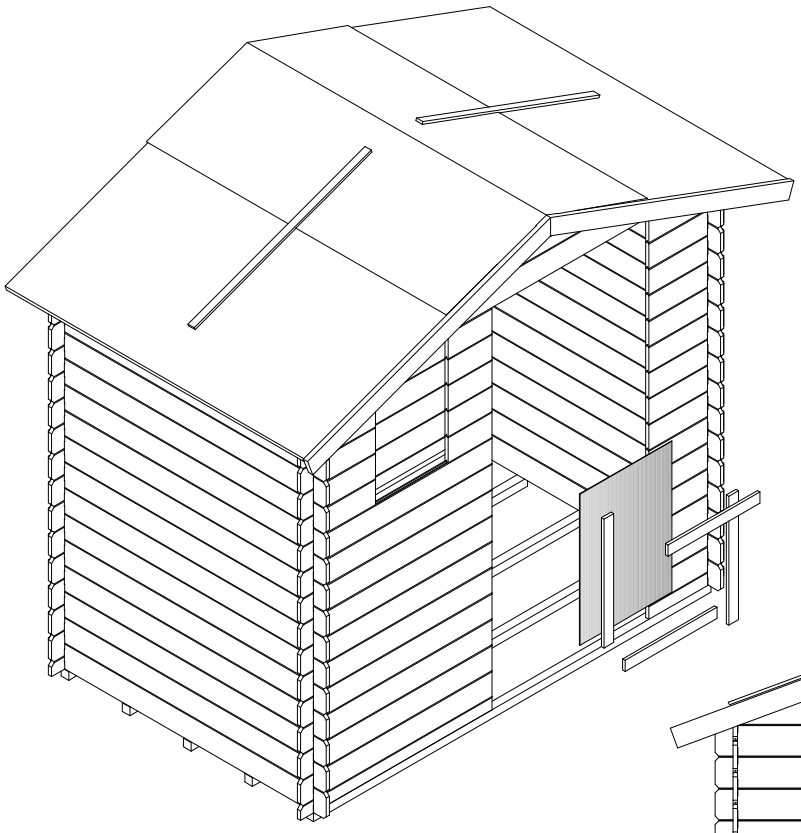

5. 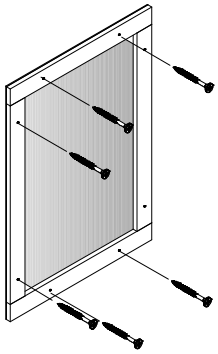

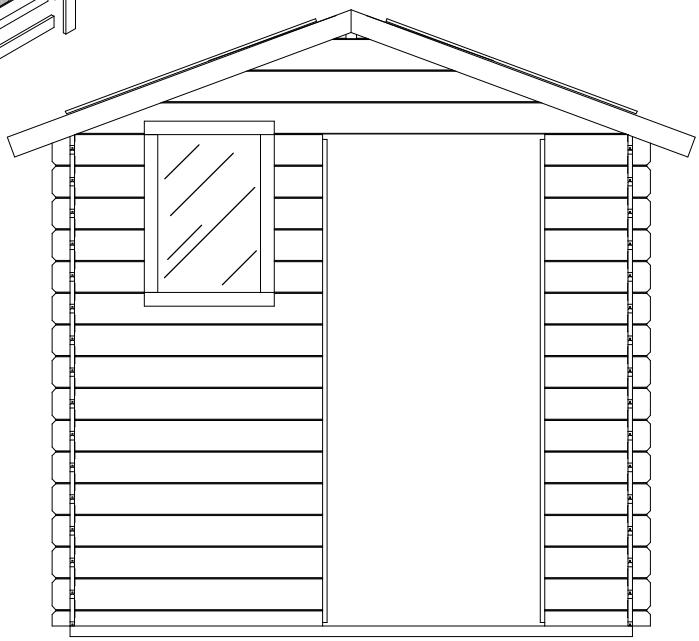

18

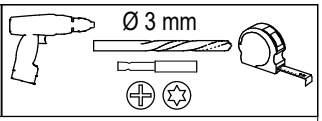

1x Q

4x cod. 20027

1,8 cm

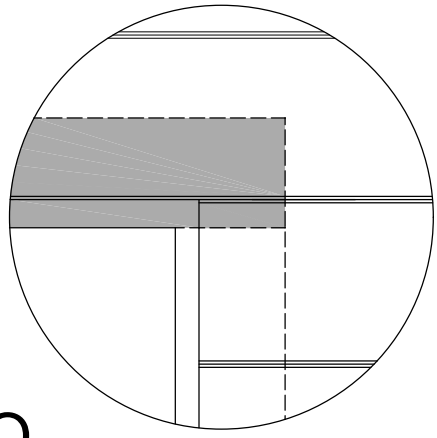

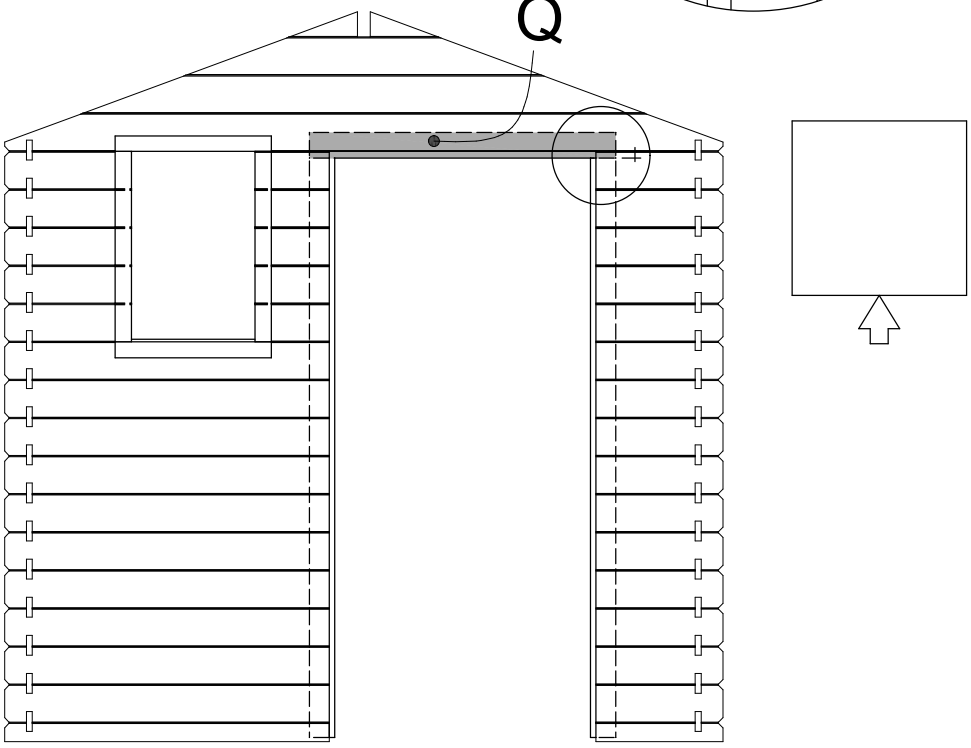

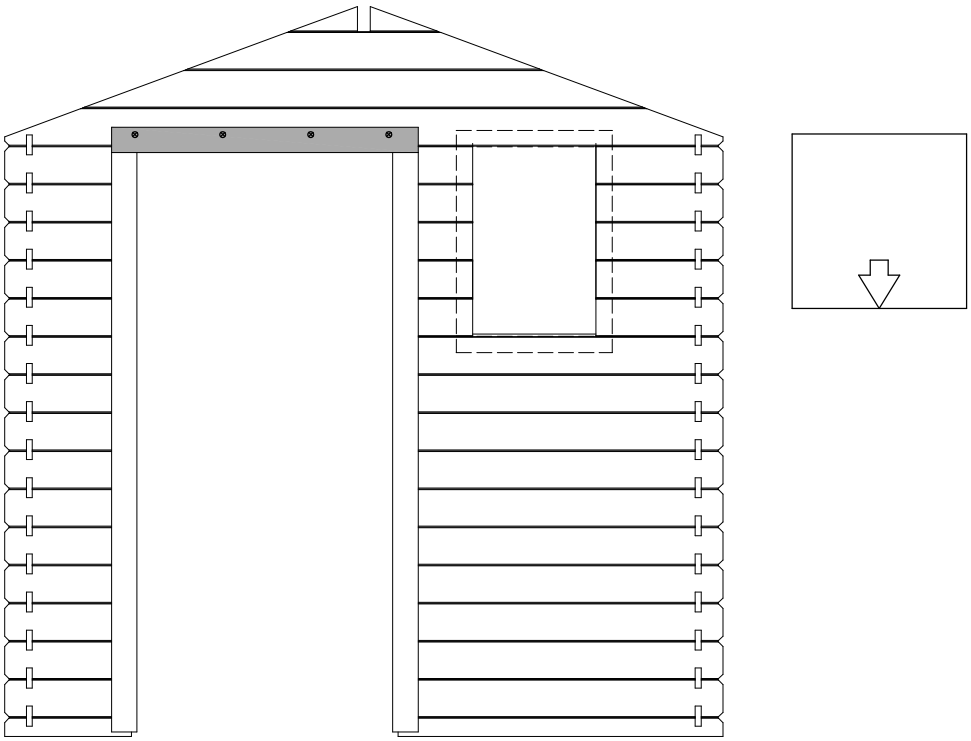

19

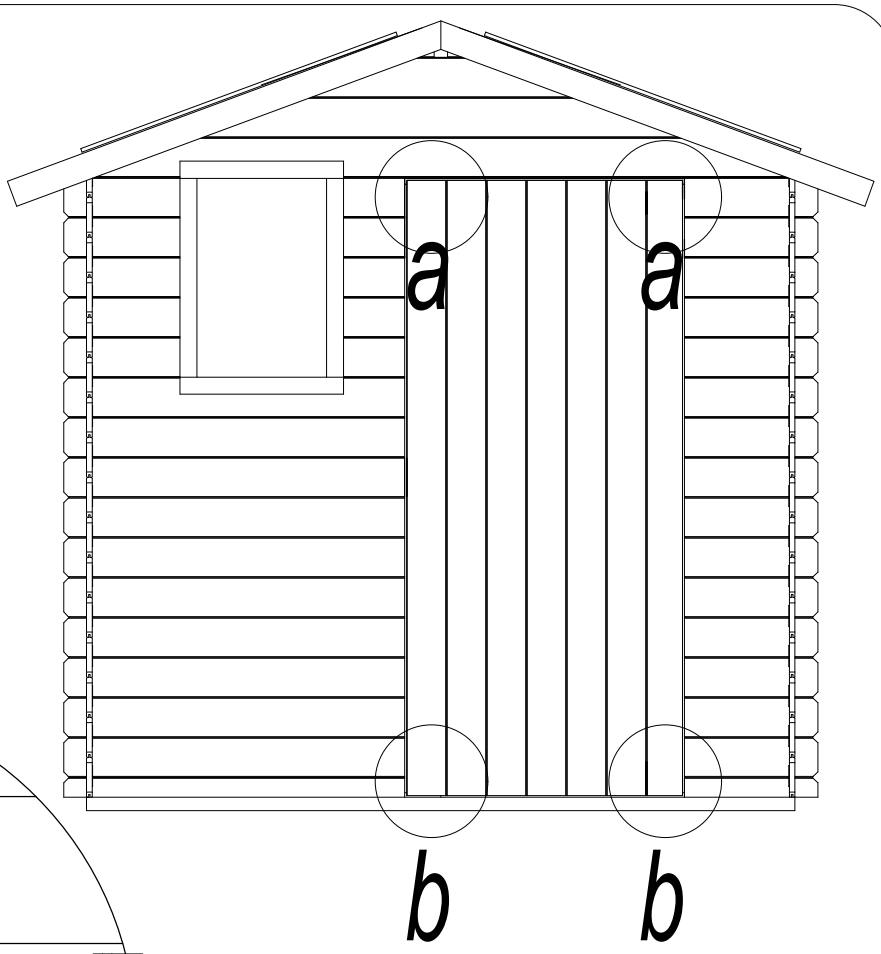

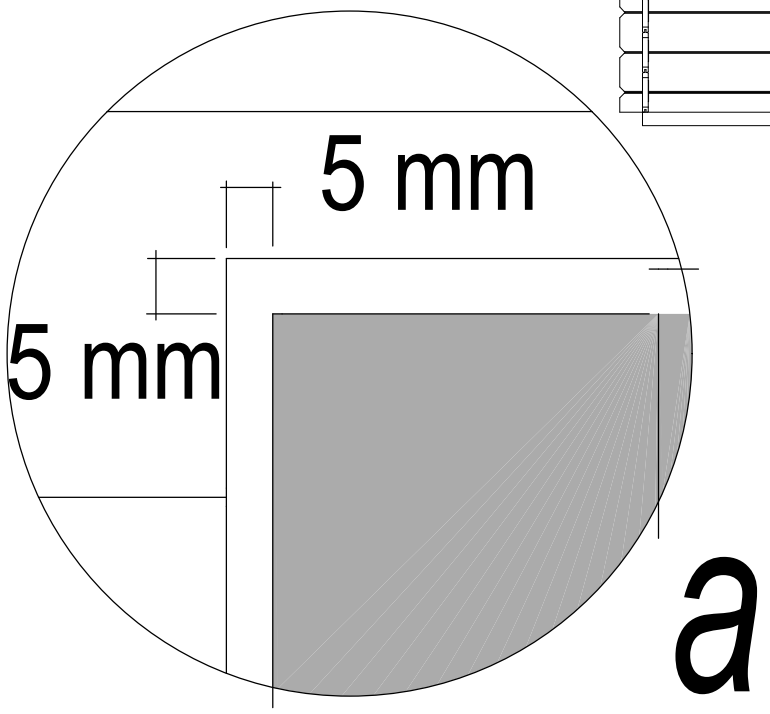

a

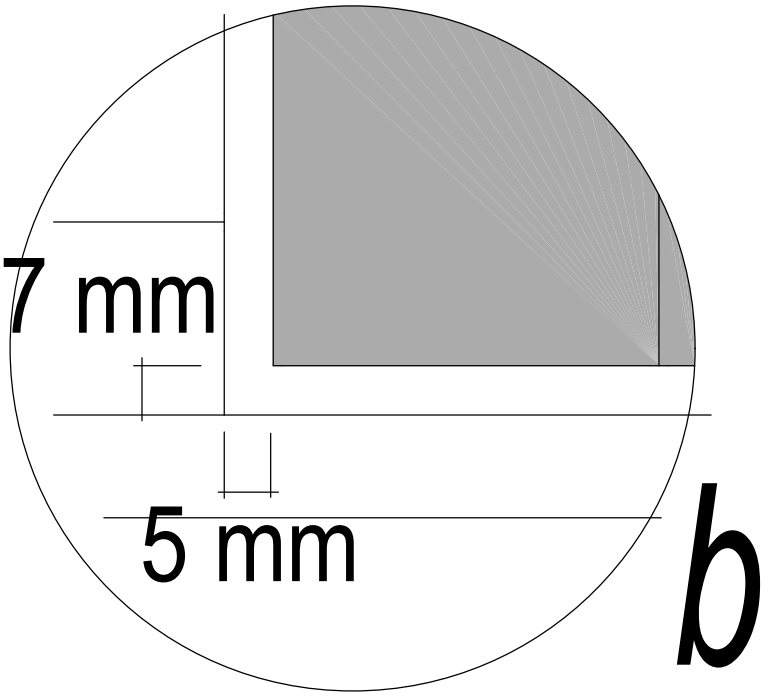

b

20

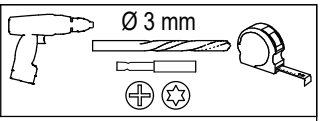

2x 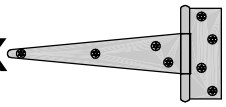 cod. 75132

16x 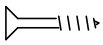 cod. 20027

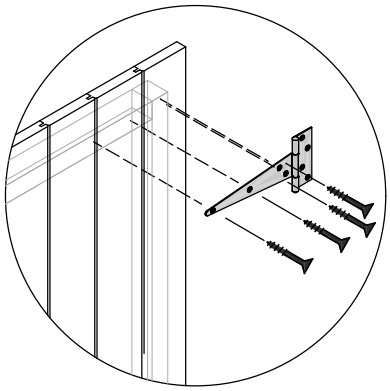

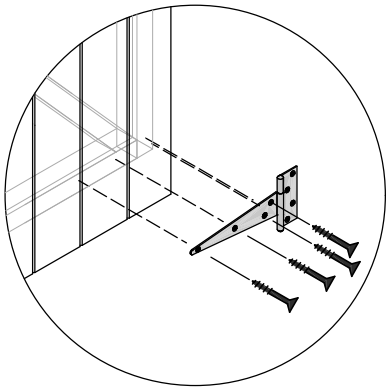

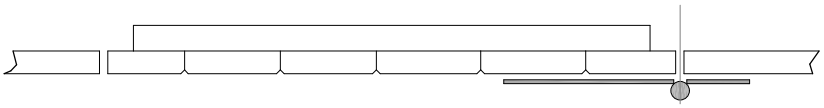

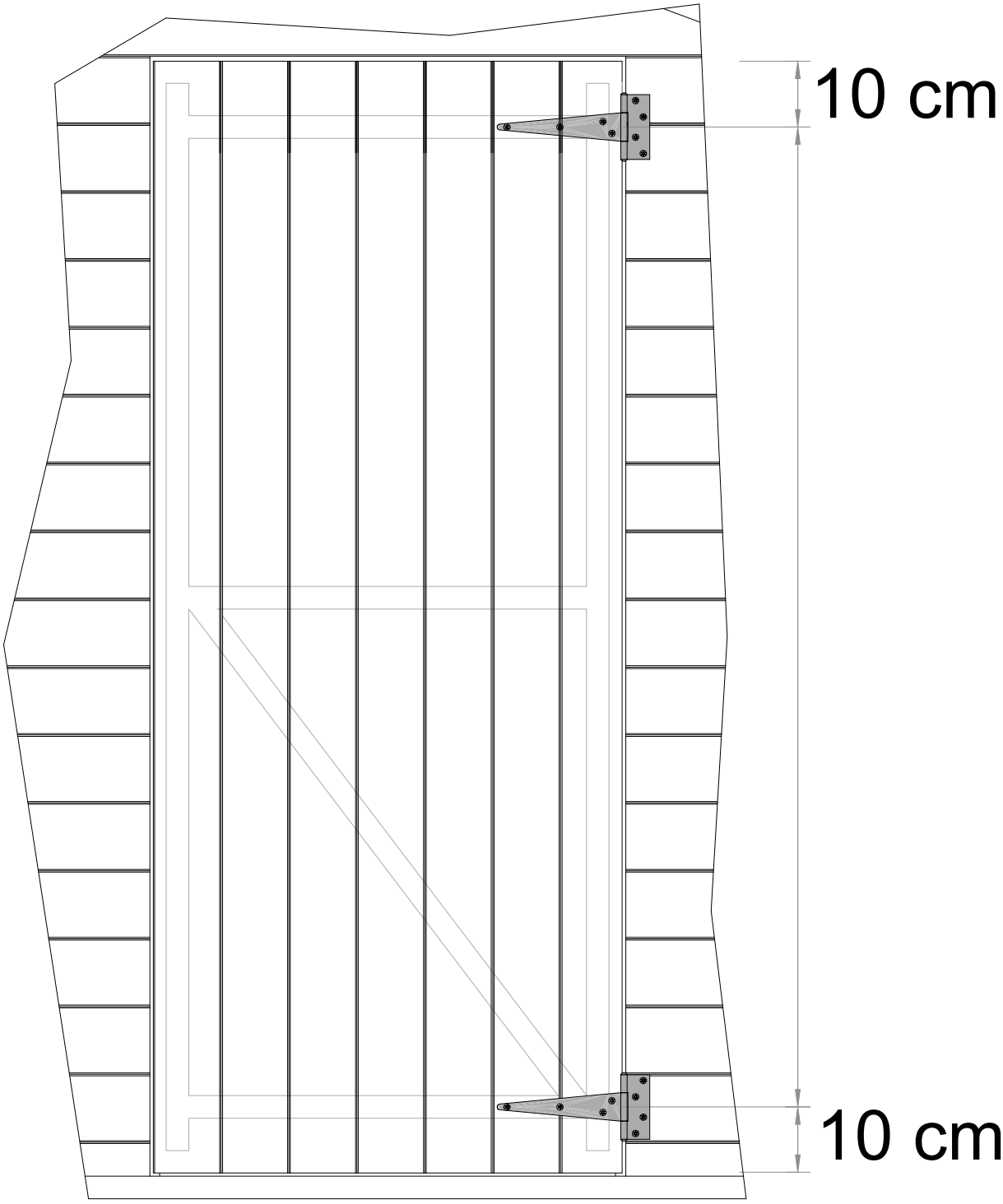

21

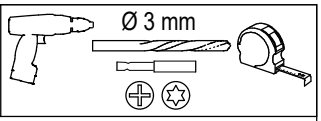

1x L

4x cod. 20027

½

½

22

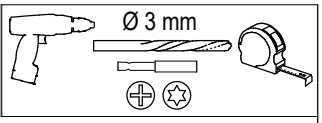

1x 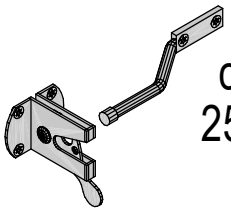 cod. 25590

6x 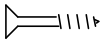 cod. 20027

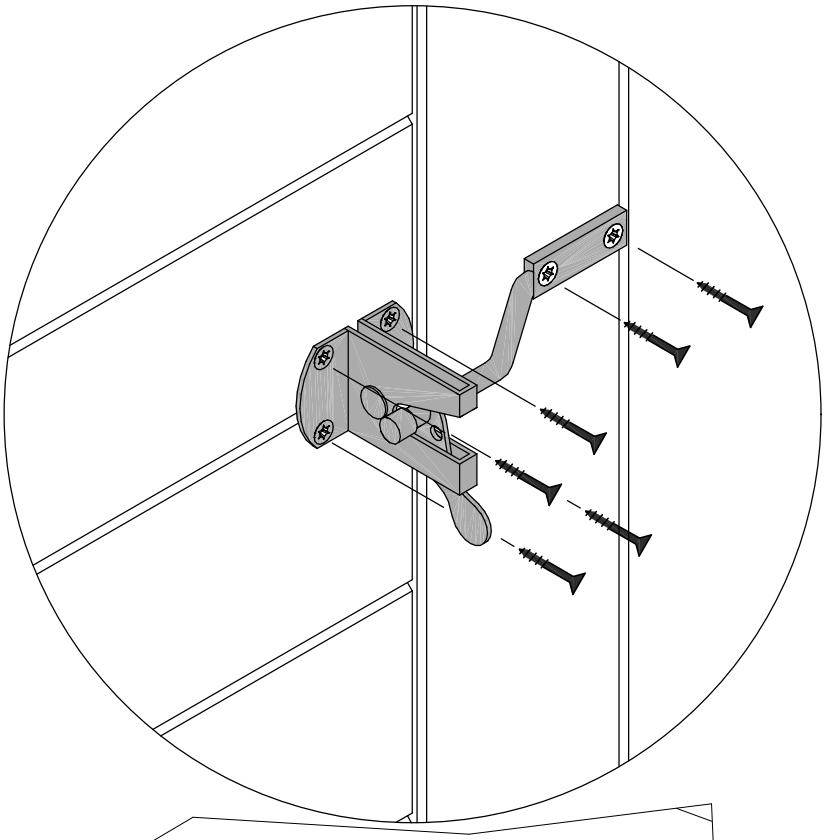

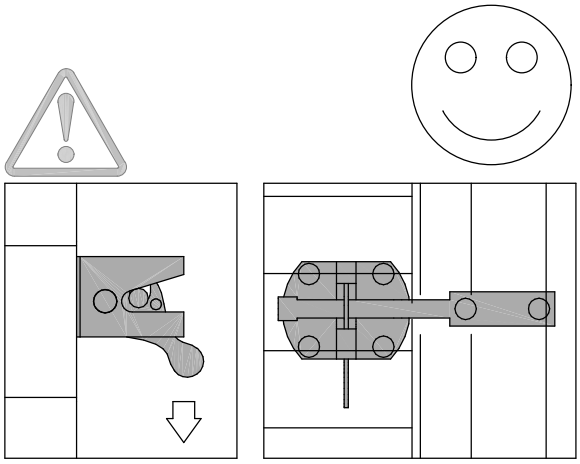



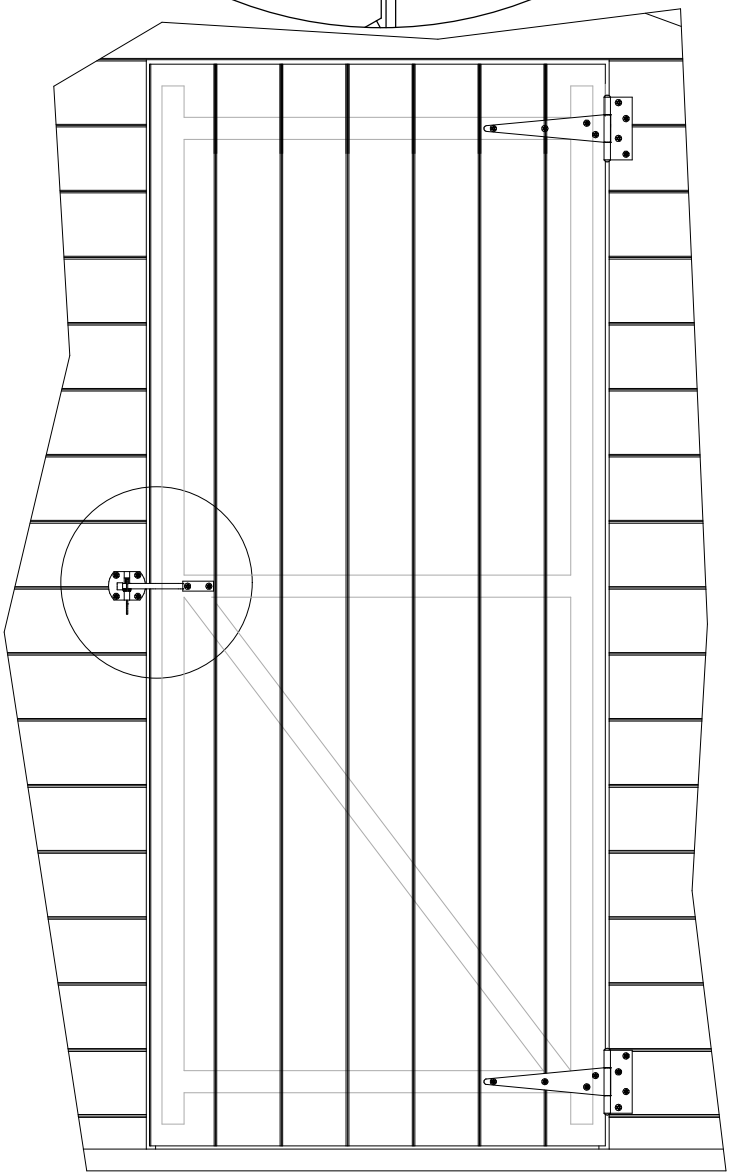

23

4x B

160x cod. 20160

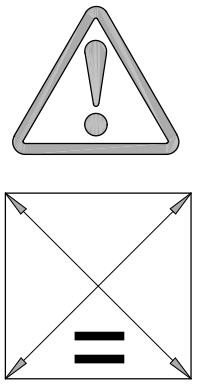

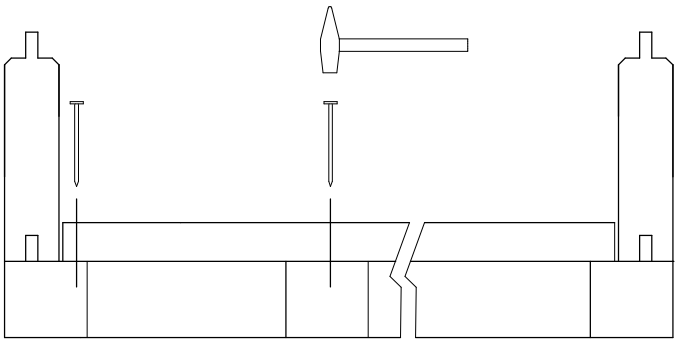

a

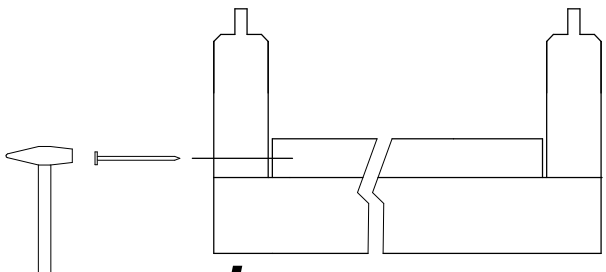

b

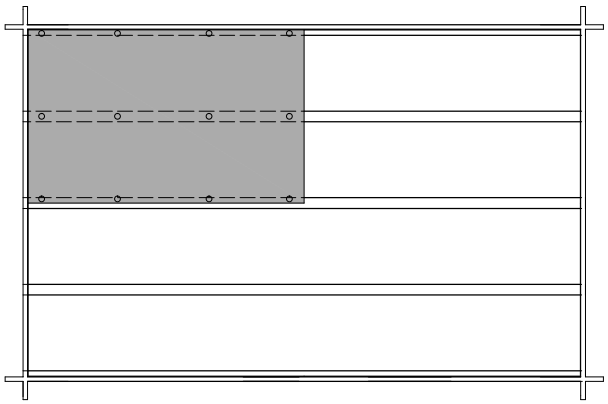

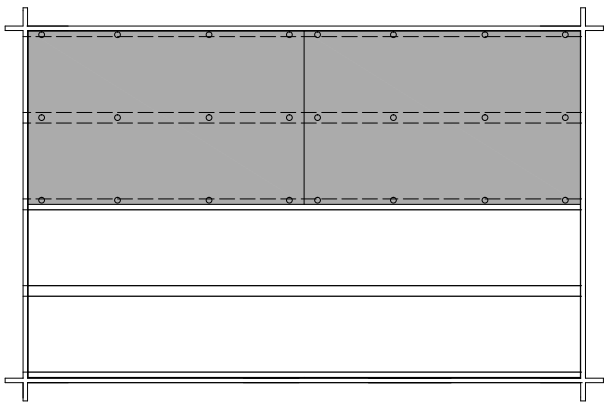

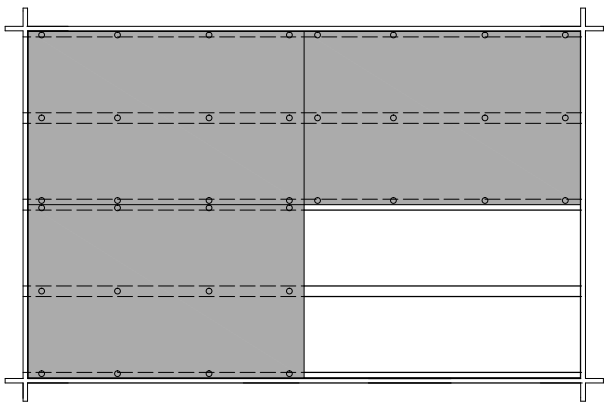

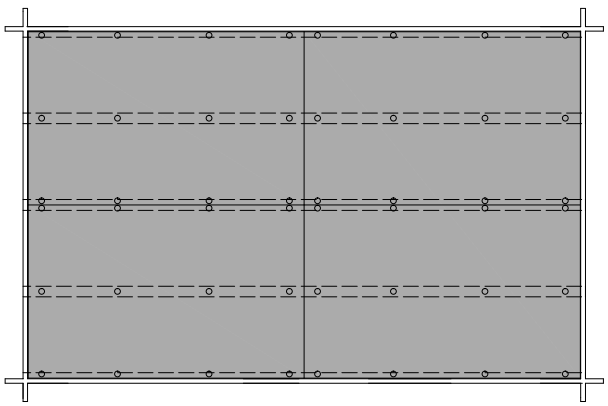

a

b

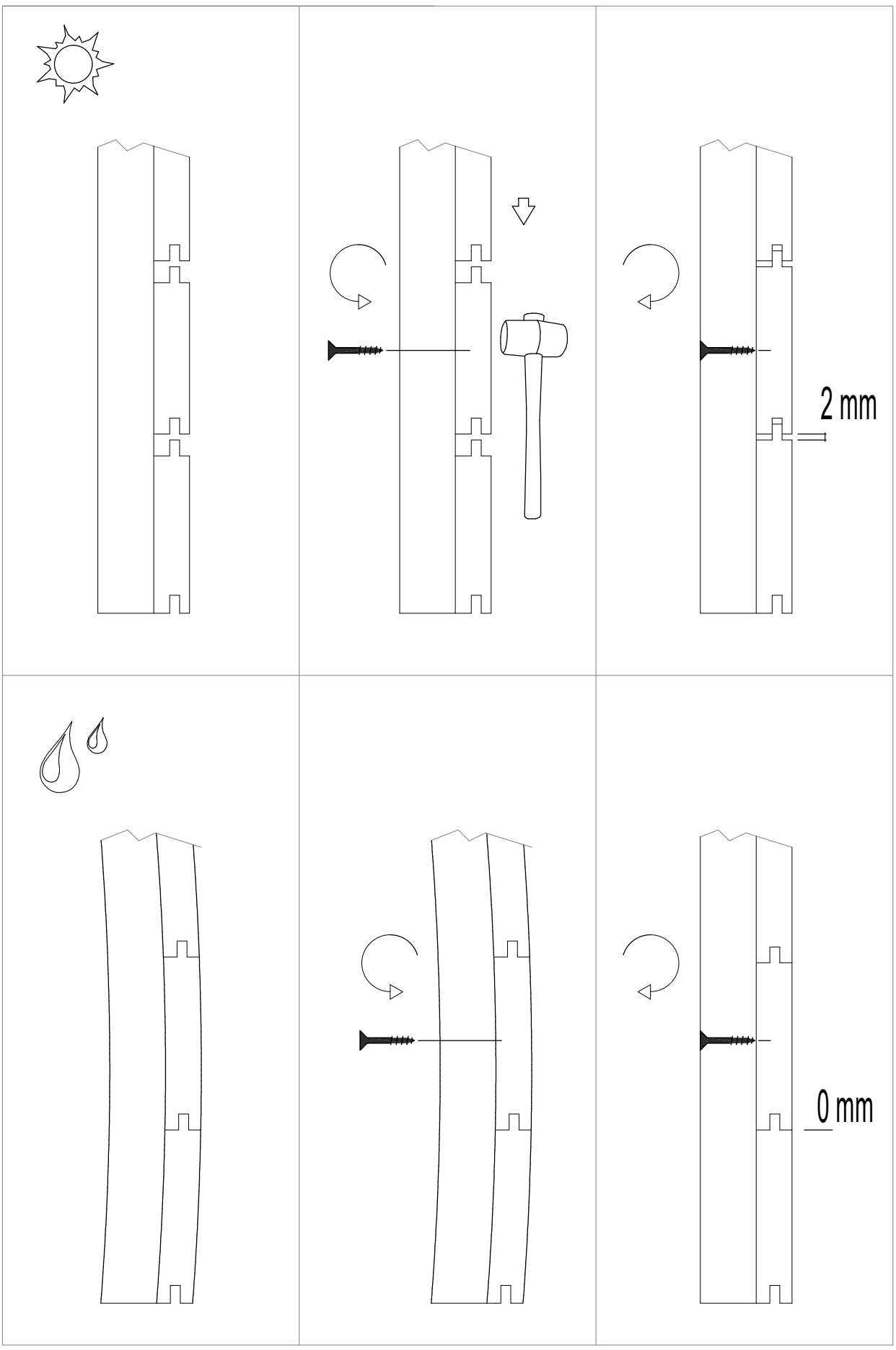
2 mm
0 mm

25

